

City of Casper, Wyoming
All Funds Budget Comparison
For Fiscal Year 2023 as of September 30, 2022
25.00 % OF THE FISCAL YEAR HAS ELAPSED

Fund	REVENUES		EXPENDITURES		Anticipated Year-End Net Income (Shortfall)
	Revised Budget	Year To Date	Revised Budget	Year To Date	
General Fund	\$ 51,941,377	\$ 8,444,425	\$ 58,211,171	\$ 18,072,535	\$ (6,269,794)
Opportunities Fund	99,132	9,655	1,189,512	923	(1,090,380)
Perpetual Care Fund	340,669	42,064	330,736	73,840	9,933
Debt Service Fund	5,065,260	4,966,886	489,618	68	4,575,642
Metro Animal Fund	1,476,303	22,912	1,647,955	250,797	(171,652)
River Fund	7,314,053	345,423	7,278,550	3,587	35,503
CARES Act Funding	-	14,195	3,250	1,770	(3,250)
Weed & Pest Fund	802,897	23,654	725,615	82,855	77,282
Special Fire Assistance Fund	461,072	8,558	461,073	8,558	(1)
Revolving Land Fund	1,730,849	821	690,295	8,902	1,040,554
Police Grants Fund	222,509	78,983	222,509	41,760	-
Public Transit Fund	4,285,879	73,645	4,403,441	665,104	(117,562)
Metropolitan Planning	1,549,960	16,921	1,561,668	118,368	(11,708)
Public Safety Communications	2,933,431	202,965	3,098,591	768,199	(165,160)
Redevelopment Loan Fund	63,157	59,892	63,157	59,892	-
Capital Projects Fund	25,321,490	1,795,625	43,708,188	3,133,121	(18,386,698)
Water Distribution Fund	15,285,221	6,191,085	21,379,222	5,078,084	(6,094,001)
Water Treatment Plant Ops Fund	3,830,789	1,264,408	3,830,789	1,300,816	-
Sewer Fund	6,942,876	1,591,899	10,128,845	1,688,714	(3,185,969)
Wastewater Treatment Plant	14,673,016	1,692,699	17,379,204	1,346,598	(2,706,188)
Refuse Collection Fund	10,056,082	2,004,615	11,060,767	1,975,253	(1,004,685)
Balefill Fund	8,760,010	1,814,407	17,162,184	2,891,332	(8,402,174)
Aquatics Fund	1,224,376	406,031	1,224,376	349,848	-
Golf Course Fund	958,000	498,931	1,072,314	297,937	(114,314)
Ice Arena Fund	595,453	145,409	595,453	138,016	-
Recreation Center Fund	1,217,324	345,449	1,217,324	343,588	-
Hogadon Fund	1,015,949	165,805	1,030,949	171,815	(15,000)
Ford Wyoming Center Fund	1,069,384	246,732	1,134,354	245,691	(64,970)
Parking Fund	16,977	3,097	50,587	9,666	(33,610)
Fleet Maintenance Fund	3,417,927	750,020	3,417,927	824,479	-
Buildings and Structures Fund	1,541,399	378,494	1,555,914	381,938	(14,515)
Health Insurance Fund	25,576	3,884	417,324	48,023	(391,748)
Property Insurance Fund	2,612,012	619,698	2,366,989	1,729,469	245,023
Total	\$ 176,850,409	\$ 34,229,286	\$ 219,109,851	\$ 42,111,545	\$ (42,259,442)

City of Casper, Wyoming
All Funds Statement of Revenues
For Fiscal Year 2023 as of September 30, 2022
25.00 % OF THE FISCAL YEAR HAS ELAPSED

Fund	Adopted Budget	Changes and Amendments	Revised Budget	Current Year To Date	Current Year % of Budget
General Fund	\$ 51,926,377	\$ 15,000	\$ 51,941,377	\$ 8,444,425	16%
Opportunities Fund	99,132	-	99,132	9,655	10%
Perpetual Care Fund	340,669	-	340,669	42,064	12%
Debt Service Fund	108,788	4,956,472	5,065,260	4,966,886	98%
Metro Animal Fund	1,476,303	-	1,476,303	22,912	2%
River Fund	6,977,762	336,291	7,314,053	345,423	5%
CARES Act Funding	-	-	-	14,195	
Weed & Pest Fund	802,897	-	802,897	23,654	3%
Special Fire Assistance Fund	310,911	150,161	461,072	8,558	2%
Revolving Land Fund	1,730,849	-	1,730,849	821	0%
Police Grants Fund	222,509	-	222,509	78,983	35%
Public Transit Fund	3,258,798	1,027,081	4,285,879	73,645	2%
Metropolitan Planning	1,439,416	110,544	1,549,960	16,921	1%
Public Safety Communications	2,933,431	-	2,933,431	202,965	7%
Redevelopment Loan Fund	63,157	-	63,157	59,892	95%
Capital Projects Fund	23,229,487	2,092,003	25,321,490	1,795,625	7%
Water Distribution Fund	15,285,221	-	15,285,221	6,191,085	41%
Water Treatment Plant Ops Fund	3,830,789	-	3,830,789	1,264,408	33%
Sewer Fund	6,942,876	-	6,942,876	1,591,899	23%
Wastewater Treatment Plant	6,993,641	7,679,375	14,673,016	1,692,699	12%
Refuse Collection Fund	10,056,082	-	10,056,082	2,004,615	20%
Balefill Fund	8,349,686	410,324	8,760,010	1,814,407	21%
Aquatics Fund	1,224,376	-	1,224,376	406,031	33%
Golf Course Fund	958,000	-	958,000	498,931	52%
Ice Arena Fund	595,453	-	595,453	145,409	24%
Recreation Center Fund	1,217,324	-	1,217,324	345,449	28%
Hogadon Fund	1,015,949	-	1,015,949	165,805	16%
Ford Wyoming Center Fund	992,219	77,165	1,069,384	246,732	23%
Parking Fund	16,977	-	16,977	3,097	18%
Fleet Maintenance Fund	3,417,927	-	3,417,927	750,020	22%
Buildings and Structures Fund	1,541,399	-	1,541,399	378,494	25%
Health Insurance Fund	25,576	-	25,576	3,884	15%
Property Insurance Fund	2,612,012	-	2,612,012	619,698	24%
Total	\$ 159,995,993	\$ 16,854,416	\$ 176,850,409	\$ 34,229,286	19%

City of Casper, Wyoming
All Funds Statement of Expenditures
For Fiscal Year 2023 as of September 30, 2022
25.00 % OF THE FISCAL YEAR HAS ELAPSED

Fund	Adopted Budget	Carry-over Encumbrances and Amendments	Current Year Budget	Current Year To Date	Current Year % of Budget
General Fund	\$ 51,926,377	\$ 6,284,794	\$ 58,211,171	\$ 18,072,535	31%
Opportunities Fund	1,189,512	-	1,189,512	923	0%
Perpetual Care Fund	330,736	-	330,736	73,840	22%
Debt Service Fund	124,912	364,706	489,618	68	0%
Metro Animal Fund	1,647,955	-	1,647,955	250,797	15%
River Fund	6,873,510	405,040	7,278,550	3,587	0%
CARES Act Funding	-	3,250	3,250	1,770	54%
Weed & Pest Fund	725,615	-	725,615	82,855	11%
Special Fire Assistance Fund	310,911	150,162	461,073	8,558	2%
Revolving Land Fund	690,150	145	690,295	8,902	1%
Police Grants Fund	222,509	-	222,509	41,760	19%
Public Transit Fund	3,258,798	1,144,643	4,403,441	665,104	15%
Metropolitan Planning	1,439,416	122,252	1,561,668	118,368	8%
Public Safety Communications	2,824,562	274,029	3,098,591	768,199	25%
Redevelopment Loan Fund	63,157	-	63,157	59,892	95%
Capital Projects Fund	26,625,600	17,082,588	43,708,188	3,133,121	7%
Water Distribution Fund	16,694,218	4,685,004	21,379,222	5,078,084	24%
Water Treatment Plant Ops Fund	3,830,789	-	3,830,789	1,300,816	34%
Sewer Fund	8,044,584	2,084,261	10,128,845	1,688,714	17%
Wastewater Treatment Plant	7,438,806	9,940,398	17,379,204	1,346,598	8%
Refuse Collection Fund	9,720,097	1,340,670	11,060,767	1,975,253	18%
Balefill Fund	8,161,755	9,000,429	17,162,184	2,891,332	17%
Aquatics Fund	1,224,376	-	1,224,376	349,848	29%
Golf Course Fund	1,070,907	1,407	1,072,314	297,937	28%
Ice Arena Fund	595,453	-	595,453	138,016	23%
Recreation Center Fund	1,217,324	-	1,217,324	343,588	28%
Hogadon Fund	1,015,949	15,000	1,030,949	171,815	17%
Ford Wyoming Center Fund	992,219	142,135	1,134,354	245,691	22%
Parking Fund	48,729	1,858	50,587	9,666	19%
Fleet Maintenance Fund	3,417,927	-	3,417,927	824,479	24%
Buildings and Structures Fund	1,541,399	14,515	1,555,914	381,938	25%
Health Insurance Fund	417,324	-	417,324	48,023	12%
Property Insurance Fund	2,244,711	122,278	2,366,989	1,729,469	73%
Total	\$ 165,930,287	\$ 53,179,564	\$ 219,109,851	\$ 42,111,545	19%

City of Casper, Wyoming
Summary of Cash, Investments, Other Monetary Assets and Working Capital
For Fiscal Year 2023 as of September 30, 2022
25.00 % OF THE FISCAL YEAR HAS ELAPSED

	Cash and Investments			Working Capital			
	Cash	Investments	Market Adjustments	Total	Current Assets	Current Liabilities	Total
General Fund	\$ 3,580,156	\$ 21,352,100	\$ -	\$ 24,932,256	\$ 1,542,831	\$ (5,545,636)	\$ 20,929,451
Capital Projects Funds							
Opportunities Fund	320,100	6,413,184	-	6,733,285	-	-	6,733,285
Capital Projects Fund	2,382,485	44,588,543	-	46,971,028	54,591	(1,606,097)	45,419,522
Trust & Agency Funds							
Perpetual Care Fund	581,330	28,954,125	-	29,535,455	-	-	29,535,455
Metro Animal Fund	201,017	540,670	-	741,687	5,517	(54,362)	692,842
River Fund	863,379	100,056	-	963,436	-	(223,018)	740,418
CARES Act Funding	50,101	12,242,707	-	12,292,808		(1,115,446)	11,177,361
Public Safety Communications	213,118			213,118	35,159	(124,266)	124,011
Health Insurance Fund	139,029	3,342,722	-	3,481,751		(56,203)	3,425,548
Debt Service Funds	207,630	5,536,640	-	5,744,270	(14,489)	(116,164)	5,613,617
Special Revenue Funds							
Weed & Pest Fund	206,071	783,890	-	989,961	-	(13,990)	975,971
Special Fire Assistance Fund	21,228			21,228	-		21,228
Revolving Land Fund	117,359	706,428	-	823,787		(8,800)	814,987
Police Grants Fund	43,934			43,934	19,642	(7,596)	55,980
Public Transit Fund	(1,491,127)			(1,491,127)	25,425	(76,911)	(1,542,613)
Metropolitan Planning	171,724			171,724	46,396	(17,054)	201,065
Redevelopment Loan Fund	100,937			100,937	4,027	(4,027)	100,937
Utility Enterprise Funds							
Water Distribution Fund	1,284,627	17,816,962	-	19,101,589	1,753,849	(531,381)	20,324,057
Water Treatment Plant Ops Fund	(502,175)			(502,175)	641,031	(208,744)	(69,888)
Sewer Fund	1,161,994	5,875,621	-	7,037,615	526,702	(478,180)	7,086,136
Wastewater Treatment Plant	826,040	11,767,948	-	12,593,988	814,320	(628,064)	12,780,245
Refuse Collection Fund	721,584	3,159,438	-	3,881,022	587,223	(316,533)	4,151,712
Balefill Fund	370,646	11,956,024	-	12,326,670	433,105	(864,803)	11,894,971
Parks & Recreation Enterprise Funds							
Aquatics Fund	440			440		(35,863)	(35,423)
Golf Course Fund	730,219			730,219	35,194	(37,345)	728,068
Ice Arena Fund	650			650	8,508	(16,547)	(7,390)
Recreation Center Fund	500			500	3,286	(73,652)	(69,865)
Hogadon Fund	-			-	57,077	(28,849)	28,228
Ford Wyoming Center Fund	169,105			169,105	3,850	(147,690)	25,265
Other Enterprise Funds - Parking	6,720	144,984	-	151,704	333	-	152,037
Internal Service Funds							
Fleet Maintenance Fund	191,211			191,211	99,721	(125,226)	165,706
Buildings and Structures Fund	385,186			385,186	9,920	(56,080)	339,026
Property Insurance Fund	(827,737)			(827,737)	26,840	(35,007)	(835,904)
	<u>\$ 12,227,481</u>	<u>\$ 175,282,043</u>	<u>\$ -</u>	<u>\$ 187,509,524</u>	<u>\$ 6,720,057</u>	<u>\$ (12,553,533)</u>	<u>\$ 181,676,048</u>

City of Casper, Wyoming

Summary of Cash and Investments

For Fiscal Year 2023 as of September, 30 2022

Bank Accounts

Petty Cash	\$ 14,037
Petty Cash	2,030
Concentration	9,348,310
Expense Checking	(109,300)
Customer Refund	597
Court Bonds	204,340
CEC Show Account	147,690
Police Evidence Account	83,537
Firehouse Redevelopment	-
Outgoing EFT	(777,099)

Total Cash	\$ 8,914,142
-------------------	---------------------

Investments

General Fund	\$ 21,352,100
Opportunities Fund	6,413,184
Perpetual Care Fund	28,954,125
Debt Service Fund	5,536,640
Metro Animal Fund	540,670
River Fund	100,056
CARES Act Funding	12,242,707
Weed & Pest Fund	783,890
Revolving Land Fund	706,428
Capital Projects Fund	44,588,543
Water Distribution Fund	17,816,962
Sewer Fund	5,875,621
Wastewater Treatment Plant	11,767,948
Refuse Collection Fund	3,159,438
Balefill Fund	11,956,024
Parking Fund	144,984
Health Insurance Fund	3,342,722

Total Investments	\$ 175,282,043
--------------------------	-----------------------

Other Assets

General Fund	
Notes/Loans Receivable	\$ 756,098
Opportunities Fund	
Notes/Loans Receivable	297,157
Perpetual Care Fund	
Notes/Loans Receivable	963,323
Debt Service Fund	
Notes/Loans Receivable	-
Penalty Receivable	5,406
Principal Receivable	111,644
Redevelopment Loan Fund	
Notes/Loans Receivable	164,000
Capital Projects Fund	
Notes/Loans Receivable	94,062

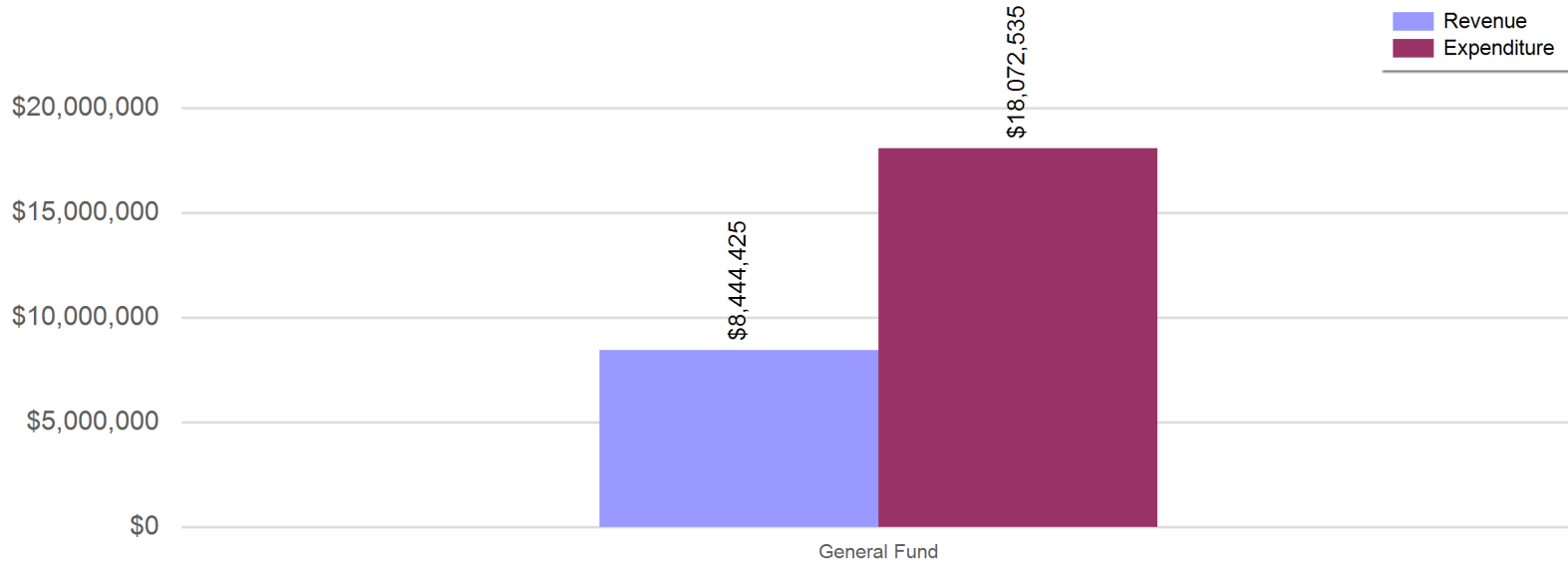
Total Other Assets	\$ 2,391,691
---------------------------	---------------------

City of Casper, Wyoming
General Fund Balance Sheet
For Fiscal Year 2023 as of September 30, 2022
25.00 % OF THE FISCAL YEAR HAS ELAPSED

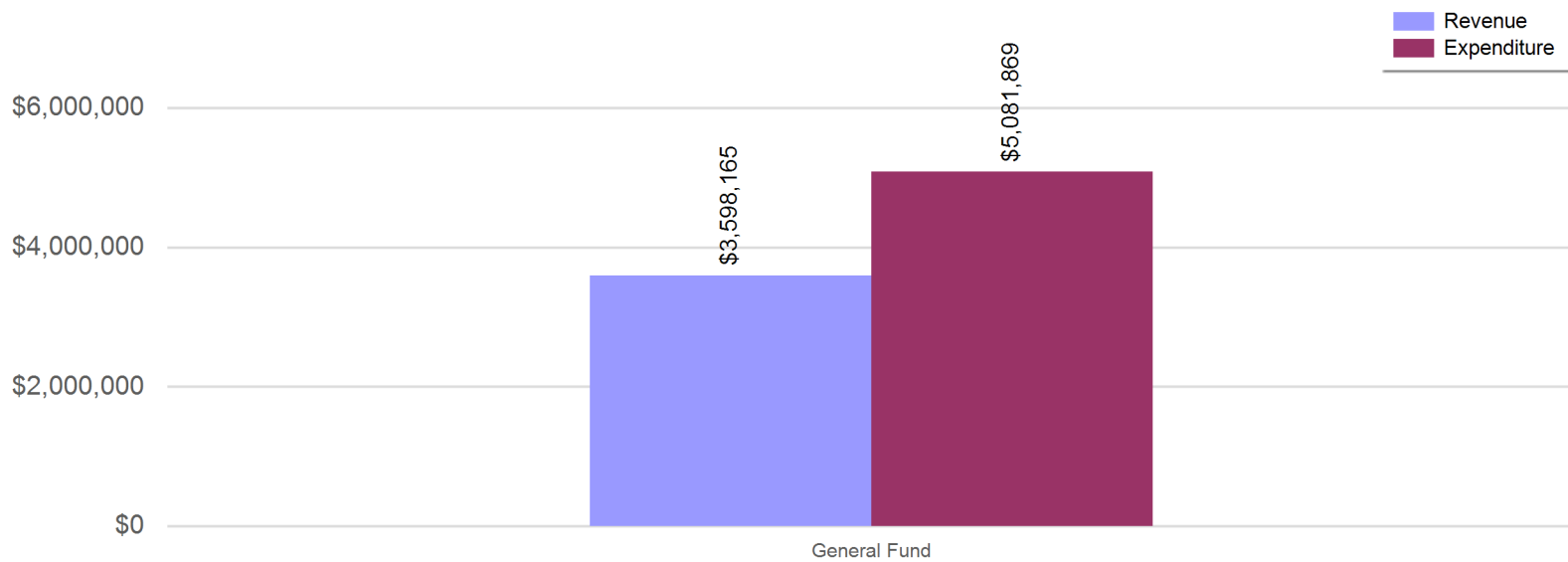
	<u>General Fund</u>
ASSETS	
Current Assets	
Cash	\$ 3,580,156
Investments	21,352,100
Market Adjustments	-
Inventory	85,970
Grants Receivable	-
Loans Receivable	756,098
Accounts Receivable	1,432,867
Prepaid Expenses	23,994
Total Current Assets	<u>27,231,185</u>
Total Assets	<u>\$ 27,231,185</u>
LIABILITIES	
Current Liabilities	
Accounts Payable	\$ 902,105
Accrued Wages and Benefits Payable	1,083,706
Deferred Revenue	99,988
Held in Trust - Court Accounts	3,459,838
Total Current Liabilities	<u>5,545,636</u>
Non-Current Liabilities	
Funds Held in Trust	9,311
Total Non-Current Liabilities	<u>9,311</u>
Total Liabilities	<u>\$ 5,554,947</u>
NET POSITION	
Unrestricted	\$ 21,676,238
Total Net Position	<u>\$ 21,676,238</u>

City of Casper, Wyoming
General Fund Revenue Expenditure Comparison
For Fiscal Year 2023 as of September 30, 2022
25.00 % OF THE FISCAL YEAR HAS ELAPSED

General Fund YTD Revenue and Expenditure Comparison



General Fund MTD Revenue and Expenditure Comparison



City of Casper, Wyoming
General Fund Statement of Expenditures
For Fiscal Year 2023 as of September 30, 2022
25.00 % OF THE FISCAL YEAR HAS ELAPSED

Organization	Revised Budget	Current Year To Date	Current Year % of Budget
General Fund Revenue	\$ 75,960	\$ 228,135	300%
General Fund Transfers Out	10,493,619	5,549,320	53%
City Council	300,603	64,780	22%
City Manager	981,506	234,468	24%
City Clerk	460,149	119,664	26%
Social Community Services	1,341,981	386,379	29%
Municipal Court	762,304	200,643	26%
City Attorney	734,721	189,700	26%
Human Resources	819,106	238,575	29%
City Hall	425,472	101,176	24%
Marathon Building	19,110	2,919	15%
Miller St. Dormitory	43,883	10,549	24%
City Center Building	77,917	17,449	22%
Ash Street Building	29,522	3,825	13%
Casper Business Center	79,672	28,969	36%
Information Services	1,987,722	588,076	30%
Finance	853,855	202,968	24%
Customer Service	846,512	211,742	25%
Engineering	890,375	241,265	27%
Streets	3,449,733	615,611	18%
Traffic Control	795,084	97,338	12%
Community Development	1,484,391	355,068	24%
Police Administration	16,216,977	4,125,862	25%
Police Career Services	430,000	92,828	22%
Police Investigations	42,000	5,198	12%
Fire-EMS Administration	10,141,939	2,821,118	28%
Fire-EMS Operations	737,486	217,144	29%
Fire-EMS Training	132,750	50,373	38%
Fire-EMS Prevent & Inspect	50,903	5,123	10%
Parks - Athletic Maint.	474,962	117,977	25%
Parks - Parks Maint.	1,869,107	575,428	31%
Parks - Urban Forestry	21,234	3,868	18%
Parks - Special Areas	139,700	66,203	47%
Cemetery	501,192	166,791	33%
Ft. Caspar Museum	499,724	136,003	27%
Total	\$ 58,211,171	\$ 18,072,535	31%

City of Casper, Wyoming
General Fund Statement of Revenues and Expenditures
For Fiscal Year 2023 as of September 30, 2022
25.00 % OF THE FISCAL YEAR HAS ELAPSED

	Revised Budget	Current Year To Date	Current Year % of Budget
Revenues:			
Investments	\$ -	\$ -	
General Property Tax	5,368,052	39,527	0.74%
Licences and Permits	5,845,236	605,146	10.35%
Automobile Tax	1,547,309	1,107,927	71.60%
Cigarette Tax	229,339	38,549	16.81%
Direct Distribution	4,658,159	2,329,079	50.00%
Federal Grants	5,000	-	0.00%
Gaming Revenue	1,000,000	560,577	56.06%
Gasoline Tax	1,281,528	219,177	17.10%
Intergovernmental User Charges	34,057	-	0.00%
Mineral Royalites Tax	2,073,642	-	0.00%
Municipal Share of State Sales	20,402,721	2,056,269	10.08%
Severance Tax	2,067,465	-	0.00%
Special Fuels Tax	583,234	117,185	20.09%
Goods and Svcs Rev	4,443,110	830,678	18.70%
Fines and Forfeits	1,285,000	272,672	21.22%
Misc Revenue	1,099,715	263,186	23.93%
Loan Receipts	16,576	4,144	25.00%
Transfers In	1,234	308	25.00%
Total Revenues	\$ 51,941,377	\$ 8,444,425	16.26%
	Revised Budget	Current Year To Date	Current Year % of Budget
Expenditures:			
Personnel Services	\$ 33,924,367	\$ 9,267,829	27.32%
Materials & Supplies	3,966,987	673,265	16.97%
Contractual Services	5,222,153	1,049,002	20.09%
Capital Outlay	46,714	5,468	11.71%
Transfers Out	10,493,619	5,762,240	54.91%
Other Costs	3,521,298	930,966	26.44%
Utility Expense	1,036,033	383,765	37.04%
Total Expenditures	\$ 58,211,171	\$ 18,072,535	31.05%
Net Revenue (Shortfall)	\$ (6,269,794)	\$ (9,628,110)	-14.79%

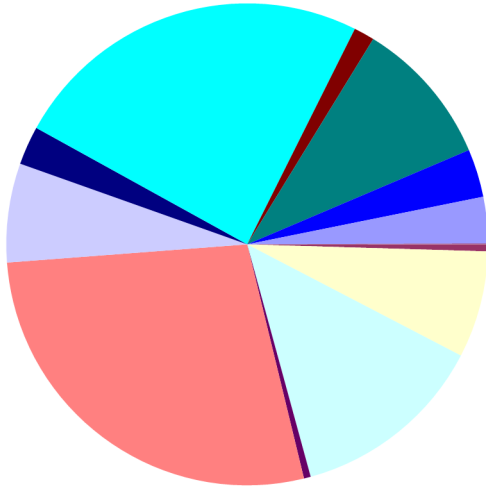
City of Casper, Wyoming
General Fund Summary of Cash and Investments
For Fiscal Year 2023 as of September 30, 2022
25.00 % OF THE FISCAL YEAR HAS ELAPSED

Cash	\$	3,580,156
Investments		21,352,100
	\$	<u>24,932,256</u>

City of Casper, Wyoming
General Fund Summary of Revenues and Expenditures
For Fiscal Year 2023 as of September 30, 2022
25.00 % OF THE FISCAL YEAR HAS ELAPSED

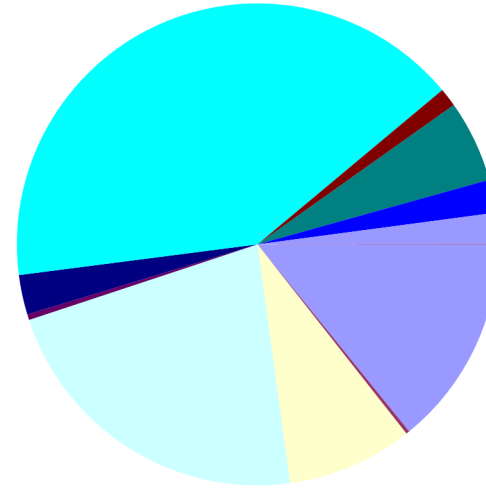
Year To Date Revenues
\$8,444,425

Investments-\$0
General Property Tax
-\$39,527
Licences and Permits-\$605,146
Automobile Tax
-\$1,107,927
Cigarette Tax
-\$38,549
Direct Distribution
-\$2,329,079
Federal Grants
-\$0
Gaming Revenue
-\$560,577
Gasoline Tax
-\$219,177
Intergovernmental User Charges-\$0
Mineral Royalties Tax
-\$0
Municipal Share of State
Sales-\$2,056,269
Severance Tax
-\$0
Special Fuels Tax
-\$117,185
Goods and Svcs Rev-\$830,678
Fines and Forfeits-\$272,672
Misc Revenue-\$263,186
Loan Receipts
-\$4,144
...



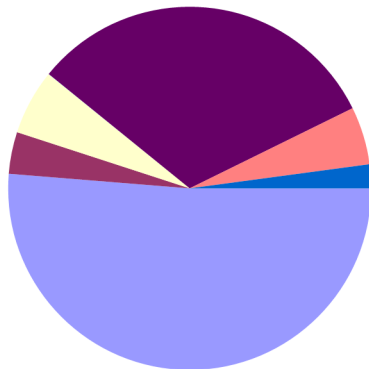
Month To Date Revenues
\$3,598,165

Investments-(\$710,041)
General Property Tax
-\$11,625
Licences and Permits-\$424,622
Automobile Tax
-\$1,107,927
Cigarette Tax
-\$19,220
Direct Distribution
-\$0
Federal Grants
-\$0
Gaming Revenue
-\$0
Gasoline Tax
-\$133,479
Intergovernmental User Charges-\$0
Mineral Royalties Tax
-\$0
Municipal Share of State
Sales-\$2,056,269
Severance Tax
-\$0
Special Fuels Tax
-\$62,507
Goods and Svcs Rev-\$275,686
Fines and Forfeits-\$111,436
Misc Revenue-\$103,951
Loan Receipts
-\$1,381
...



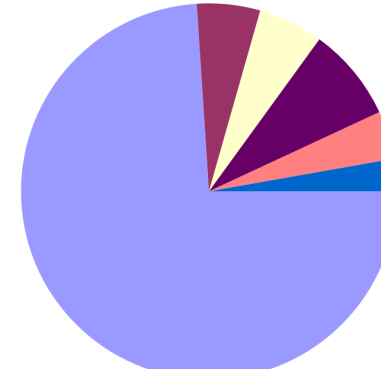
Year To Date Expenditures
\$18,072,535

Personnel Services-\$9,267,829
Materials & Supplies-\$673,265
Contractual Services-\$1,049,002
Capital Outlay-\$5,468
Transfers Out-\$5,762,240
Other Costs-\$930,966
Utility Expense-\$383,765



Month To Date Expenditures
\$5,081,869

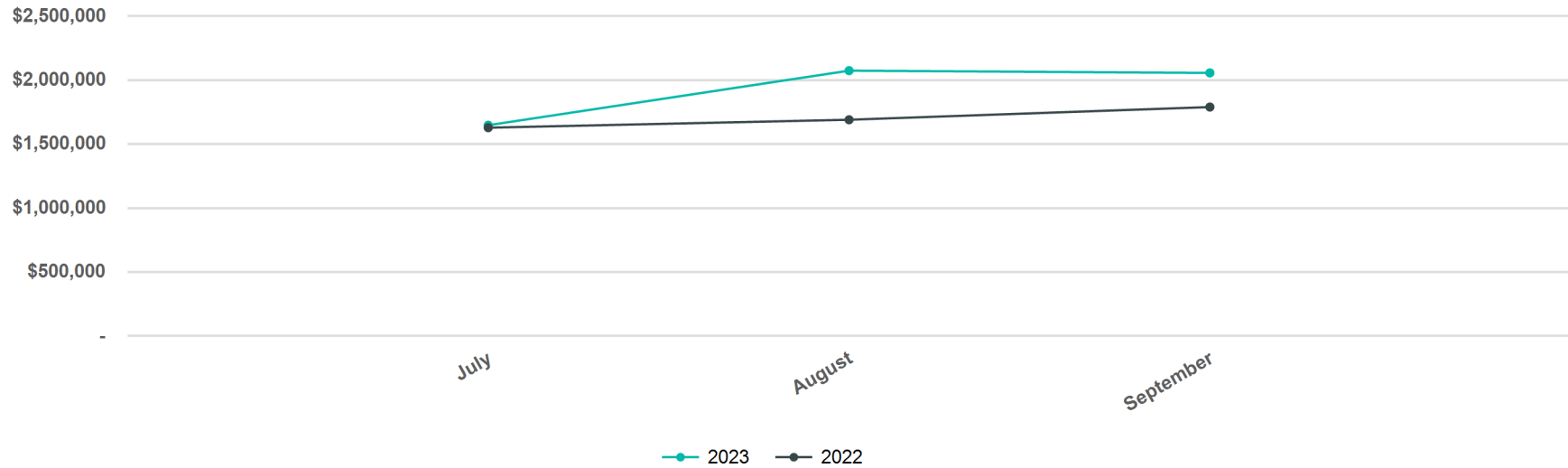
Personnel Services-\$3,758,965
Materials & Supplies-\$276,331
Contractual Services-\$284,293
Capital Outlay-\$0
Transfers Out-\$410,536
Other Costs-\$210,242
Utility Expense-\$141,502



City of Casper, Wyoming
Sales Tax Comparison
(Budget Basis - For Management Use Only)
For Fiscal Year 2023 as of September 30, 2022
25.00 % OF THE FISCAL YEAR HAS ELAPSED

Month	FY 2023			FY 2022			FY 2023 Current Month % Increase Over 2022	FY 2023 To Date % Increase Over 2022
	Budget	Actuals	Actual Year to Date	Budget	Actuals	Actual Year to Date		
July	\$ 1,700,227	\$ 1,647,473	\$ 1,647,473	\$ 1,603,904	\$ 1,628,013	\$ 1,628,013	1.20%	1.20%
August	1,700,227	2,073,763	3,721,236	1,603,904	1,690,206	3,318,219	22.69%	12.15%
September	1,700,227	2,056,269	5,777,506	1,603,904	1,789,476	5,107,695	14.91%	13.11%
	\$ 5,100,680	\$ 5,777,506		\$ 4,811,712	\$ 5,107,695			
\$676,825 or 13.27 % Above YTD Projections for FY 2023 through period 3								

Comparison of Municipal Share of State Sales By Month

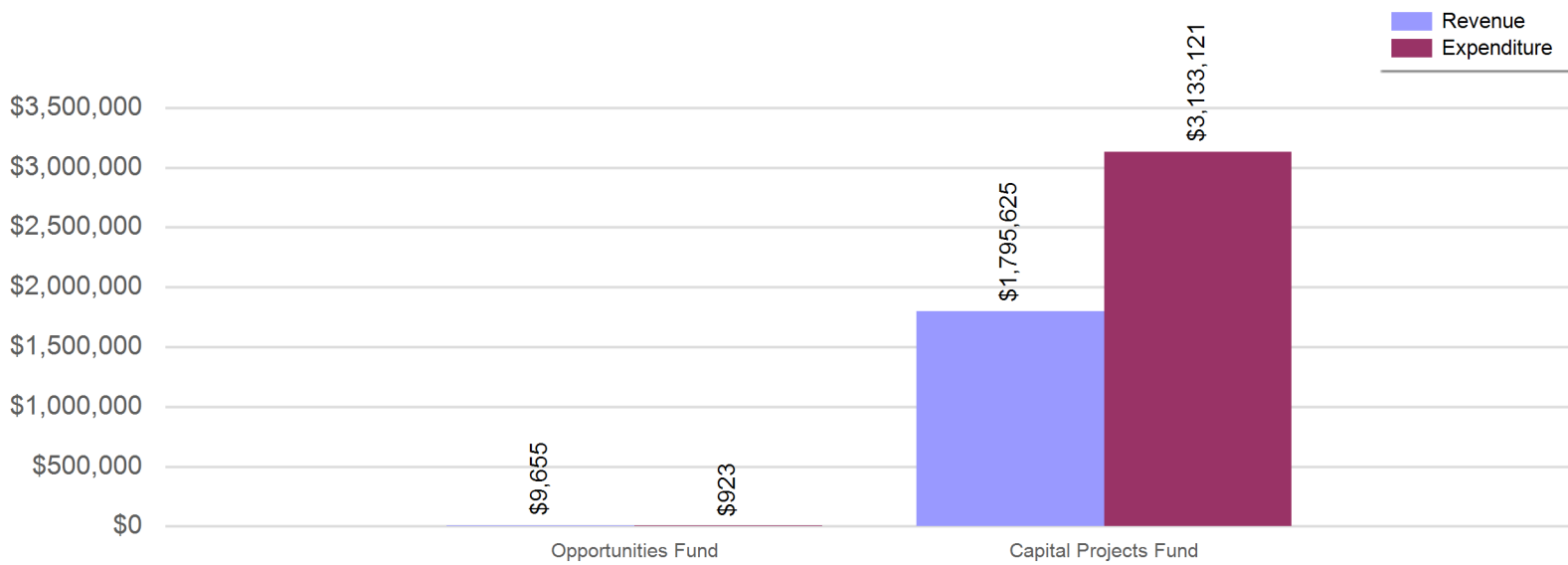


City of Casper, Wyoming
Capital Project Funds Consolidated Balance Sheet
For Fiscal Year 2023 as of September 30, 2022
25.00 % OF THE FISCAL YEAR HAS ELAPSED

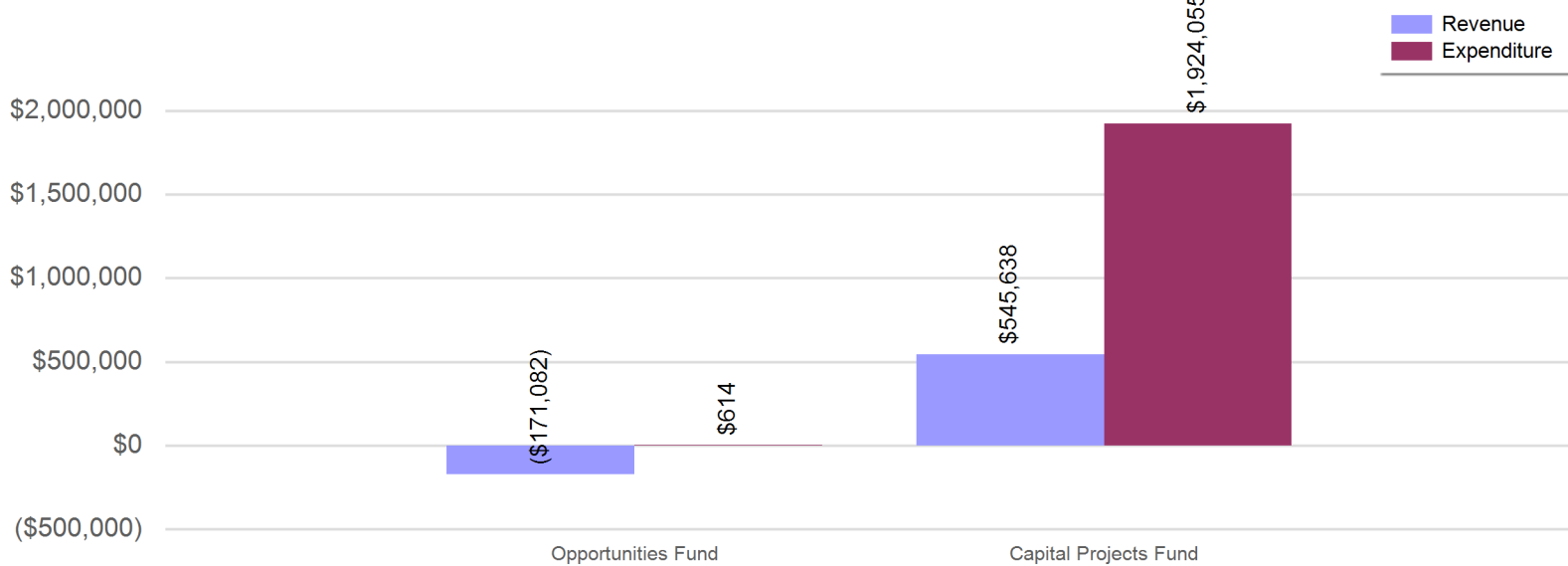
	Opportunities Fund	Capital Projects Fund
ASSETS		
Current Assets		
Cash	\$ 320,100	\$ 2,382,485
Investments	6,413,184	44,588,543
Market Adjustments	-	-
Grants Receivable		16,899
Loans Receivable	297,157	94,062
Accounts Receivable	-	-
Prepaid Expenses		37,692
Total Current Assets	<u>7,030,442</u>	<u>47,119,680</u>
Total Assets	<u>\$ 7,030,442</u>	<u>\$ 47,119,680</u>
LIABILITIES		
Current Liabilities		
Accounts Payable	\$ -	\$ 1,569,845
Deferred Revenue		36,251
Total Current Liabilities	<u>-</u>	<u>1,606,097</u>
Total Liabilities	<u>\$ -</u>	<u>\$ 1,606,097</u>
NET POSITION		
Unrestricted	\$ 7,030,442	\$ 45,513,583
Total Net Position	<u>\$ 7,030,442</u>	<u>\$ 45,513,583</u>

City of Casper, Wyoming
Capital Project Funds Revenue and Expenditure Comparison
For Fiscal Year 2023 as of September 30, 2022
25.00 % OF THE FISCAL YEAR HAS ELAPSED

Capital Projects Funds YTD Revenue and Expenditure Comparison



Capital Projects Funds MTD Revenue and Expenditure Comparison



City of Casper, Wyoming
Opportunities Fund Statement of Revenues and Expenditures
For Fiscal Year 2023 as of September 30, 2022
25.00 % OF THE FISCAL YEAR HAS ELAPSED

	Revised Budget	Current Year To Date	Current Year % of Budget
Revenues:			
Investments	\$ -	\$ -	
Misc Revenue	63,269	7,452	11.78%
Other Sources	35,863	2,203	6.14%
Total Revenues	\$ 99,132	\$ 9,655	9.74%

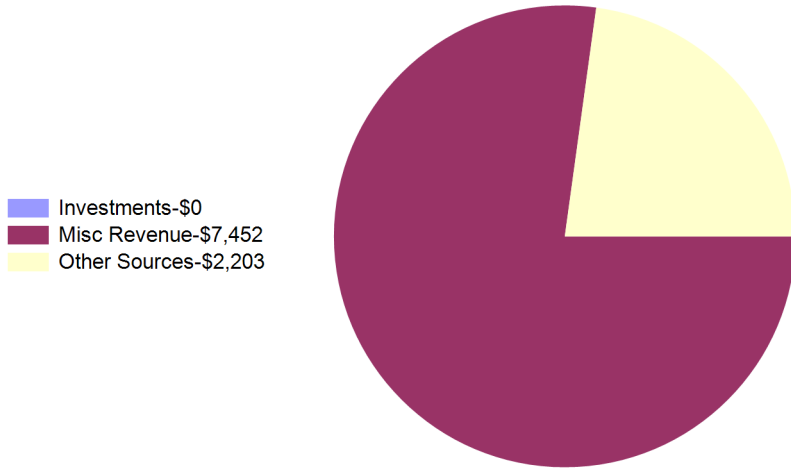
	Revised Budget	Current Year To Date	Current Year % of Budget
Expenditures:			
Contractual Services	\$ 4,512	\$ 923	20.46%
Transfers Out	1,185,000	-	0.00%
Total Expenditures	\$ 1,189,512	\$ 923	0.08%
Net Revenue (Shortfall)	\$ (1,090,380)	\$ 8,732	9.66%

Opportunities Fund Summary of Cash and Investments

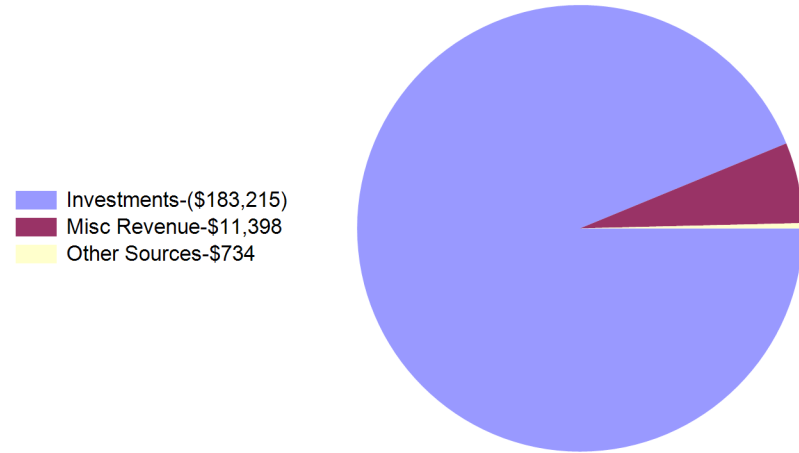
Cash	\$ 320,100
Investments	6,413,184
	<u>\$ 6,733,285</u>

City of Casper, Wyoming
Opportunities Fund Summary of Revenues and Expenditures
 For Fiscal Year 2023 as of September 30, 2022
 25.00 % OF THE FISCAL YEAR HAS ELAPSED

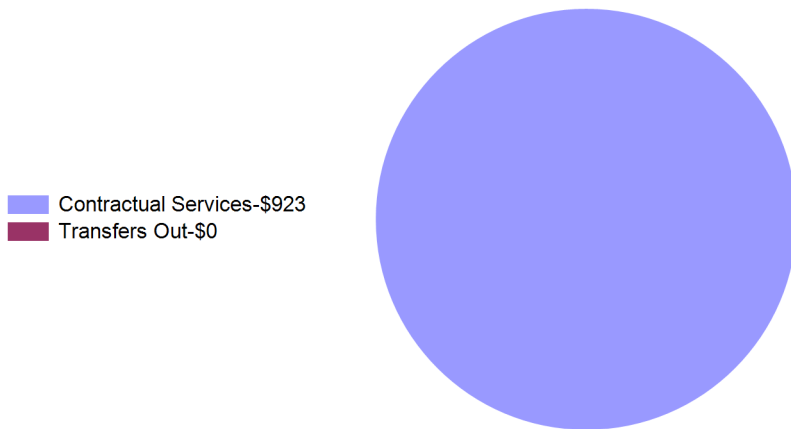
Year To Date Revenues
\$9,655



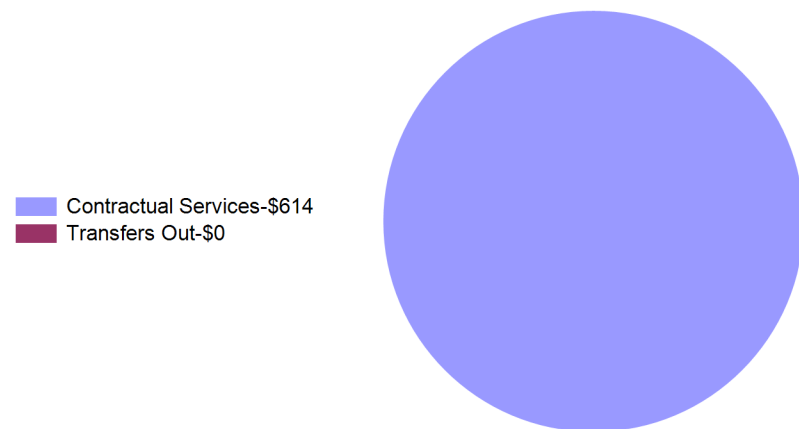
Month To Date Revenues
(\$171,082)



Year To Date Expenditures
\$923



Month To Date Expenditures
\$614



City of Casper, Wyoming
Capital Projects Fund Statement of Revenues and Expenditures
For Fiscal Year 2023 as of September 30, 2022
25.00 % OF THE FISCAL YEAR HAS ELAPSED

	Revised Budget	Current Year To Date	Current Year % of Budget
Revenues:			
Investments	\$ -	\$ -	
Local Taxes	16,876,343	1,725,549	10.22%
Intergovernmental	5,027,500	-	0.00%
Misc Revenue	1,307,462	70,076	5.36%
Other Sources	2,110,185	-	0.00%
Total Revenues	\$ 25,321,490	\$ 1,795,625	7.09%
Expenditures:			
Materials & Supplies	\$ 75,000	\$ -	0.00%
Contractual Services	1,852,474	39,423	2.13%
Capital Outlay	35,976,809	2,625,222	7.30%
Transfers Out	5,793,247	468,841	8.09%
Other Costs	10,658	(364)	-3.42%
Total Expenditures	\$ 43,708,188	\$ 3,133,121	7.17%
Net Revenue (Shortfall)	\$ (18,386,698)	\$ (1,337,497)	-0.08%

Capital Projects Fund Summary of Cash and Investments

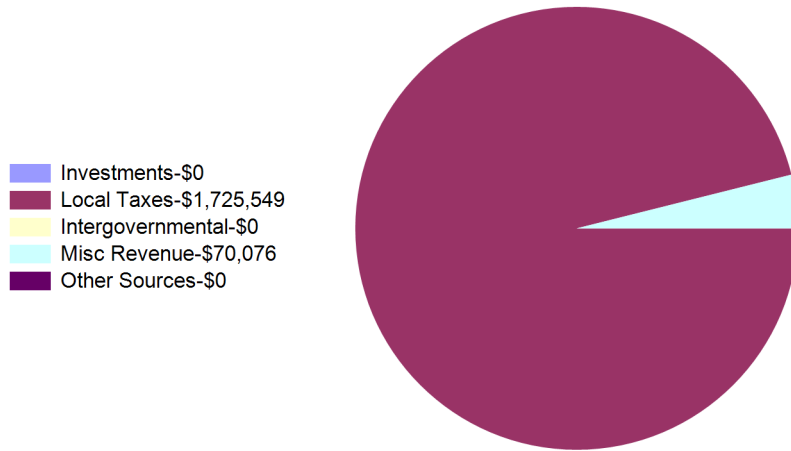
Cash	\$ 2,382,485
Investments	44,588,543
	<u>\$ 46,971,028</u>

City of Casper, Wyoming

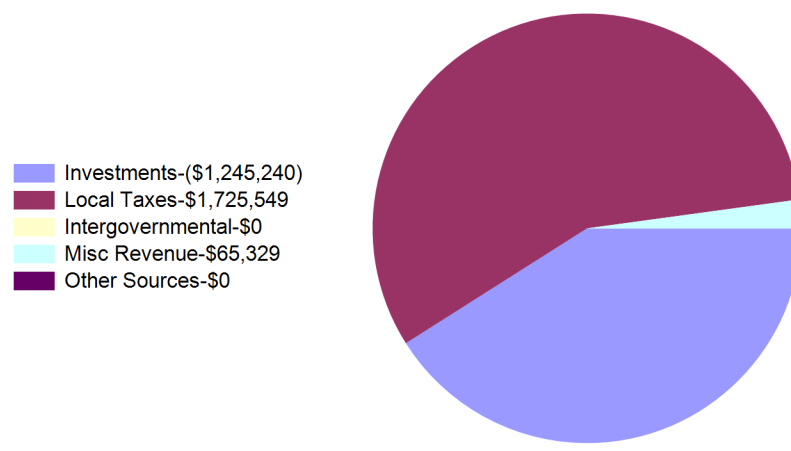
Capital Project Fund Summary of Revenues and Expenditures

For Fiscal Year 2023 as of September 30, 2022
25.00 % OF THE FISCAL YEAR HAS ELAPSED

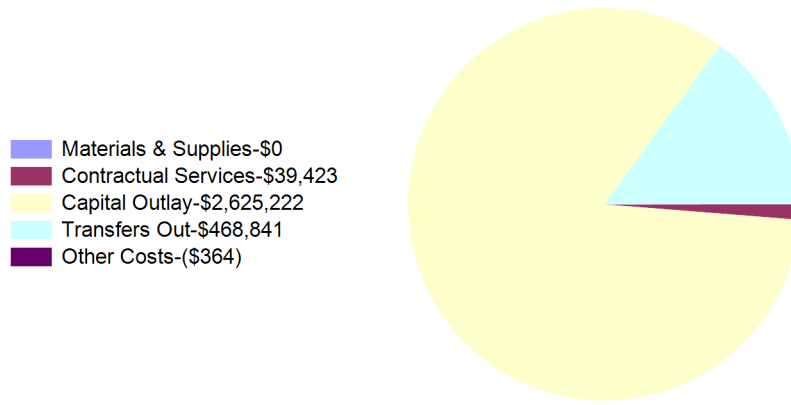
Year To Date Revenues
\$1,795,625




Month To Date Revenues
\$545,638



Year To Date Expenditures
\$3,133,121



Month To Date Expenditures
\$1,924,055

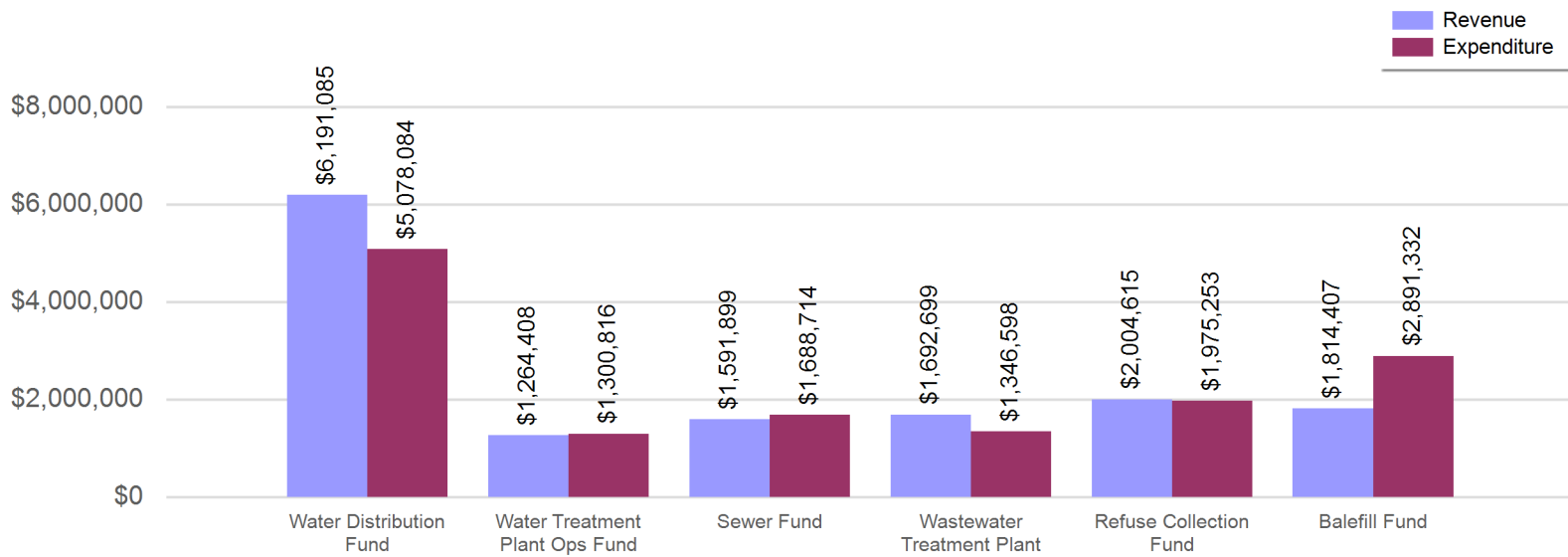


City of Casper, Wyoming
Utility Enterprise Funds Consolidated Balance Sheet
For Fiscal Year 2023 as of September 30, 2022
25.00 % OF THE FISCAL YEAR HAS ELAPSED

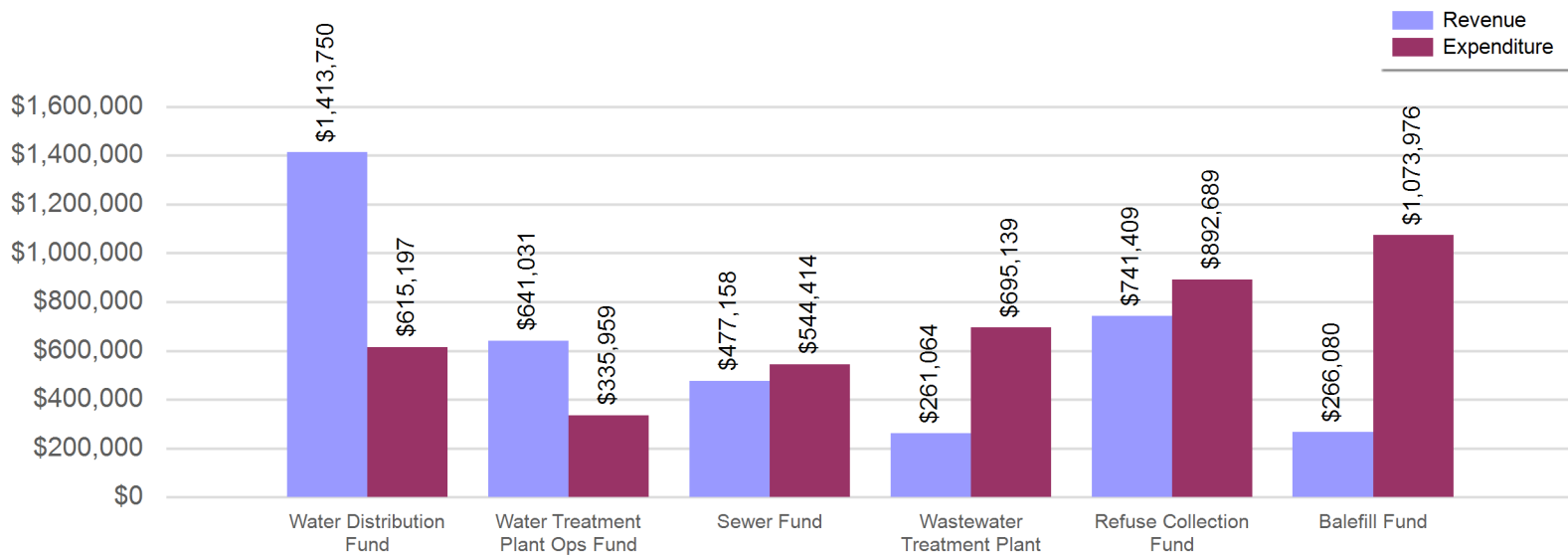
	Water Distribution Fund	Water Treatment Plant Ops Fund	Sewer Fund	Wastewater Treatment Plant	Refuse Collection Fund	Balefill Fund
ASSETS						
Current Assets						
Cash	\$ 1,284,627	\$ (502,175)	\$ 1,161,994	\$ 826,040	\$ 721,584	\$ 370,646
Investments	17,816,962		5,875,621	11,767,948	3,159,438	11,956,024
Market Adjustments	-		-	-	-	-
Inventory	530,060			86,219		33,506
Grants Receivable				177,727		-
Accounts Receivable	1,167,838	641,031	526,702	550,374	566,271	355,719
Clearing	55,951					
Prepaid Expenses					20,953	43,880
Total Current Assets	<u>20,855,438</u>	<u>138,856</u>	<u>7,564,316</u>	<u>13,408,309</u>	<u>4,468,245</u>	<u>12,759,774</u>
Capital Assets						
Land, Buildings & Improvements	100,576,893		31,178,792	76,290,129	5,212,769	38,725,153
Equipment	5,628,177		1,996,509	7,630,660	7,534,573	9,156,514
Accumulated Depreciation	(43,365,049)		(21,498,531)	(52,281,941)	(5,255,274)	(19,457,416)
Total Capital Assets	<u>62,840,020</u>		<u>11,676,770</u>	<u>31,638,847</u>	<u>7,492,068</u>	<u>28,424,251</u>
Total Assets	<u>\$ 83,695,458</u>	<u>\$ 138,856</u>	<u>\$ 19,241,086</u>	<u>\$ 45,047,156</u>	<u>\$ 11,960,314</u>	<u>\$ 41,184,025</u>
DEFERRED OUTFLOWS OF RESOURCES						
Total Deferred Outflows Of Resources	<u>\$ 1,521,495</u>	<u>\$ 757,326</u>	<u>\$ 519,229</u>	<u>\$ 1,092,078</u>	<u>\$ 1,635,914</u>	<u>\$ 1,273,876</u>
LIABILITIES						
Current Liabilities						
Accounts Payable	\$ 389,938	\$ 177,560	\$ 451,916	\$ 529,696	\$ 241,766	\$ 695,467
Accrued Wages and Benefits Payable	64,630	31,184	26,264	44,751	74,767	64,511
Interest Payable	49,663			53,617		104,825
Customer Deposits	27,150					
Total Current Liabilities	<u>531,381</u>	<u>208,744</u>	<u>478,180</u>	<u>628,064</u>	<u>316,533</u>	<u>864,803</u>
Non-Current Liabilities						
Notes Payable	3,493,571			7,301,870		5,670,700
Closure & Post Closure Costs						7,777,526
Accrued Comp ABS	109,609	43,847	44,620	70,498	98,413	118,941
Net Pension Liability	1,231,711	471,264	460,553	758,918	1,242,422	1,054,223
Net OPEB Liability	1,523,378	794,555	496,052	1,112,212	1,665,677	1,250,846
Total Non-Current Liabilities	<u>6,358,269</u>	<u>1,309,666</u>	<u>1,001,225</u>	<u>9,243,498</u>	<u>3,006,512</u>	<u>15,872,235</u>
Total Liabilities	<u>\$ 6,889,650</u>	<u>\$ 1,518,410</u>	<u>\$ 1,479,405</u>	<u>\$ 9,871,562</u>	<u>\$ 3,323,045</u>	<u>\$ 16,737,038</u>
DEFERRED INFLOWS OF RESOURCES						
Total Deferred Inflows Of Resources	<u>\$ 1,103,290</u>	<u>\$ 445,830</u>	<u>\$ 406,826</u>	<u>\$ 703,436</u>	<u>\$ 1,123,569</u>	<u>\$ 942,952</u>
NET POSITION						
Net Investment in Capital Assets	\$ 59,346,449	\$	\$ 11,676,770	\$ 24,336,977	\$ 7,492,068	\$ 22,753,551
Unrestricted	17,877,563	(1,068,057)	6,197,314	11,227,259	1,657,545	2,024,360
Total Net Position	<u>\$ 77,224,013</u>	<u>\$ (1,068,057)</u>	<u>\$ 17,874,084</u>	<u>\$ 35,564,236</u>	<u>\$ 9,149,613</u>	<u>\$ 24,777,911</u>

City of Casper, Wyoming
Utility Enterprise Funds Revenue and Expenditure Comparison
For Fiscal Year 2023 as of September 30, 2022
25.00 % OF THE FISCAL YEAR HAS ELAPSED

Utility Enterprise Funds YTD Revenue and Expenditure Comparison



Utility Enterprise Funds MTD Revenue and Expenditure Comparison



City of Casper, Wyoming
Water Distribution Fund Statement of Revenues and Expenditures
For Fiscal Year 2023 as of September 30, 2022
25.00 % OF THE FISCAL YEAR HAS ELAPSED

	Revised Budget	Current Year To Date	Current Year % of Budget
Revenues:			
Investments	\$ -	\$ -	
Goods and Svcs Rev	12,050,925	6,000,790	49.80%
Misc Revenue	197,296	26,091	13.22%
Utility Revenue	537,000	164,205	30.58%
Other Sources	2,500,000	-	0.00%
Total Revenues	\$ 15,285,221	\$ 6,191,085	40.50%
	Revised Budget	Current Year To Date	Current Year % of Budget
Expenditures:			
Personnel Services	\$ 2,702,963	\$ 616,212	22.80%
Materials & Supplies	8,527,018	3,012,845	35.33%
Contractual Services	1,636,263	230,806	14.11%
Capital Outlay	7,616,712	536,435	7.04%
Debt Service	755,222	656,683	86.95%
Other Costs	113,544	21,354	18.81%
Utility Expense	27,500	3,749	13.63%
Total Expenditures	\$ 21,379,222	\$ 5,078,084	23.75%
Net Revenue (Shortfall)	\$ (6,094,001)	\$ 1,113,001	16.75%

Water Distribution Fund Summary of Cash and Investments

Cash	\$ 1,284,627
Investments	17,816,962
	<u>\$ 19,101,589</u>

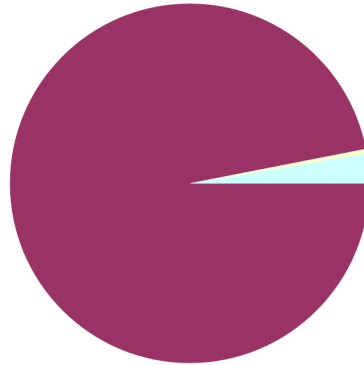
City of Casper, Wyoming

Water Distribution Fund Summary of Revenues and Expenditures

For Fiscal Year 2023 as of September 30, 2022
25.00 % OF THE FISCAL YEAR HAS ELAPSED

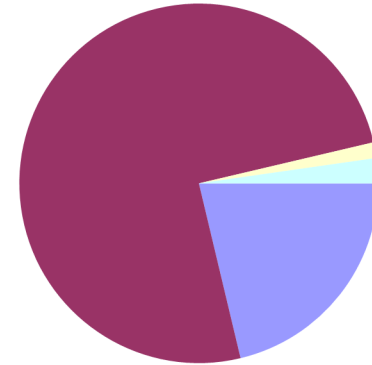
Year To Date Revenues
\$6,191,085

Investments-\$0
Goods and Svcs Rev-\$6,000,790
Misc Revenue-\$26,091
Utility Revenue-\$164,205
Other Sources-\$0



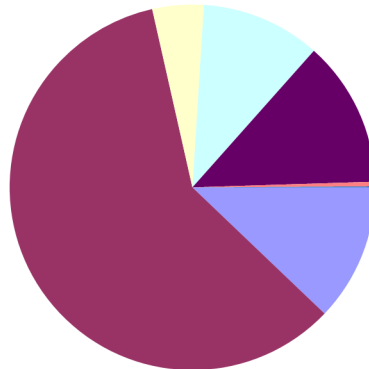
Month To Date Revenues
\$1,413,750

Investments-(\$523,295)
Goods and Svcs Rev-\$1,846,717
Misc Revenue-\$34,817
Utility Revenue-\$55,510
Other Sources-\$0



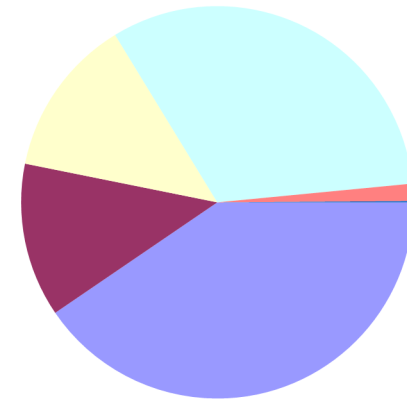
Year To Date Expenditures
\$5,078,084

Personnel Services-\$616,212
Materials & Supplies-\$3,012,845
Contractual Services-\$230,806
Capital Outlay-\$536,435
Debt Service-\$656,683
Other Costs-\$21,354
Utility Expense-\$3,749



Month To Date Expenditures
\$615,197

Personnel Services-\$249,029
Materials & Supplies-\$78,021
Contractual Services-\$80,672
Capital Outlay-\$198,085
Debt Service-\$0
Other Costs-\$8,786
Utility Expense-\$603



City of Casper, Wyoming
Water Treatment Plant Ops Fund Statement of Revenues and Expenditures
For Fiscal Year 2023 as of September 30, 2022
25.00 % OF THE FISCAL YEAR HAS ELAPSED

	Revised Budget	Current Year To Date	Current Year % of Budget
Revenues:			
Intergovernmental	\$ 3,830,789	\$ 1,264,408	33.01%
Total Revenues	\$ 3,830,789	\$ 1,264,408	33.01%
	Revised Budget	Current Year To Date	Current Year % of Budget
Expenditures:			
Personnel Services	\$ 1,162,883	\$ 292,945	25.19%
Materials & Supplies	2,174,000	905,126	41.63%
Contractual Services	387,575	92,080	23.76%
Other Costs	43,731	10,124	23.15%
Utility Expense	62,600	543	0.87%
Total Expenditures	\$ 3,830,789	\$ 1,300,816	33.96%
Net Revenue (Shortfall)	\$ -	\$ (36,408)	-0.95%

Water Treatment Plant Ops Fund Summary of Cash and Investments

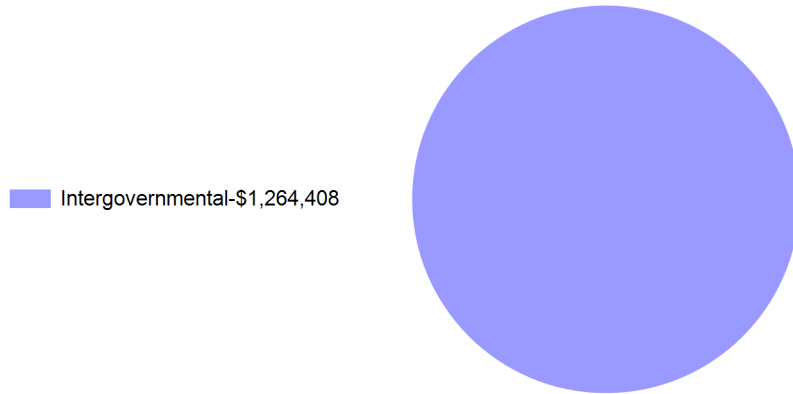
Cash	\$ (502,175)
Investments	-
	<u>\$ (502,175)</u>

City of Casper, Wyoming

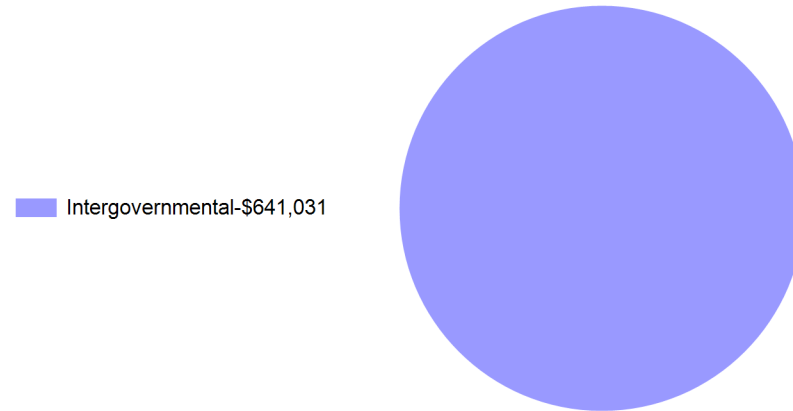
Water Treatment Plant Ops Fund Summary of Revenues and Expenditures

For Fiscal Year 2023 as of September 30, 2022
25.00 % OF THE FISCAL YEAR HAS ELAPSED

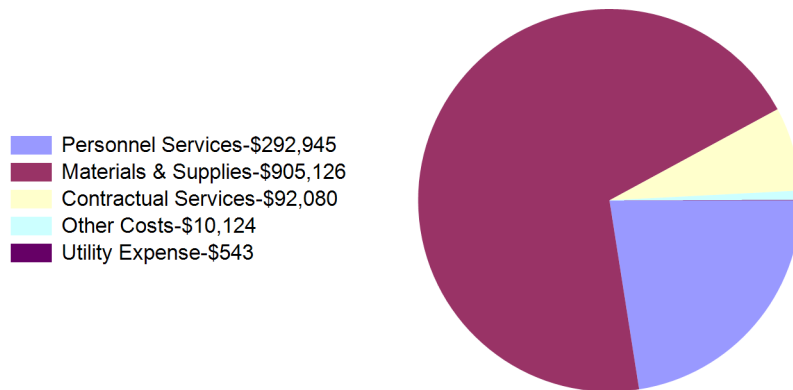
Year To Date Revenues
\$1,264,408



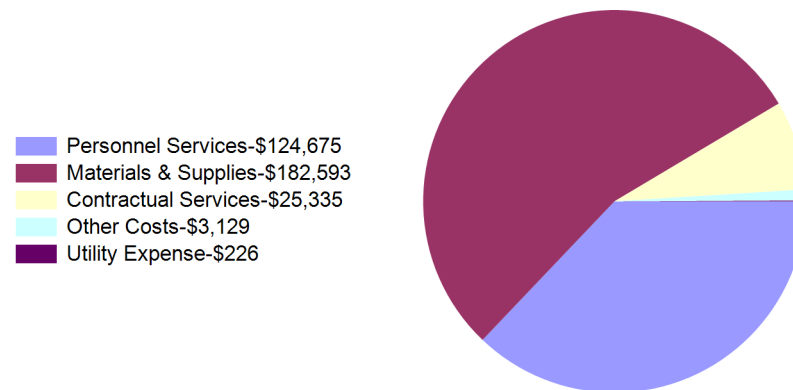
Month To Date Revenues
\$641,031



Year To Date Expenditures
\$1,300,816



Month To Date Expenditures
\$335,959



City of Casper, Wyoming
Sewer Fund Statement of Revenues and Expenditures
For Fiscal Year 2023 as of September 30, 2022
25.00 % OF THE FISCAL YEAR HAS ELAPSED

	Revised Budget	Current Year To Date	Current Year % of Budget
Revenues:			
Investments	\$ -	\$ -	
Goods and Svcs Rev	6,338,034	1,574,075	24.84%
Misc Revenue	64,842	11,113	17.14%
Utility Revenue	40,000	6,711	16.78%
Other Sources	500,000	-	0.00%
Total Revenues	\$ 6,942,876	\$ 1,591,899	22.93%
	Revised Budget	Current Year To Date	Current Year % of Budget
Expenditures:			
Personnel Services	\$ 951,820	\$ 234,366	24.62%
Materials & Supplies	100,400	11,345	11.30%
Contractual Services	405,657	88,745	21.88%
Capital Outlay	3,234,261	95,084	2.94%
Other Costs	69,206	9,981	14.42%
Utility Expense	5,367,501	1,249,194	23.27%
Total Expenditures	\$ 10,128,845	\$ 1,688,714	16.67%
Net Revenue (Shortfall)	\$ (3,185,969)	\$ (96,815)	6.26%

Sewer Fund Summary of Cash and Investments

Cash	\$ 1,161,994
Investments	5,875,621
	<u>\$ 7,037,615</u>

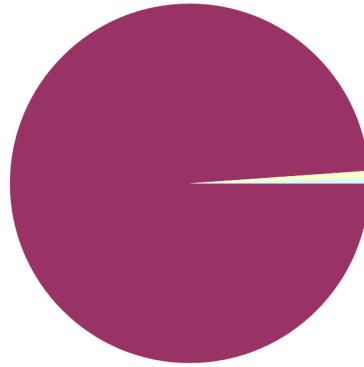
City of Casper, Wyoming

Sewer Fund Summary of Revenues and Expenditures

For Fiscal Year 2023 as of September 30, 2022
25.00 % OF THE FISCAL YEAR HAS ELAPSED

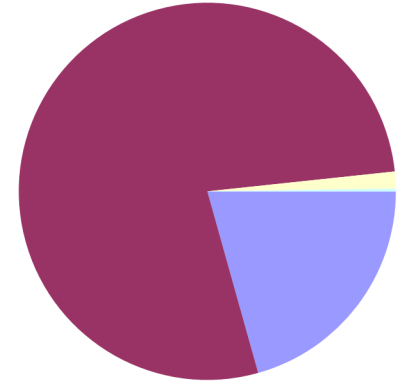
Year To Date Revenues
\$1,591,899

Investments-\$0
Goods and Svcs Rev-\$1,574,075
Misc Revenue-\$11,113
Utility Revenue-\$6,711
Other Sources-\$0



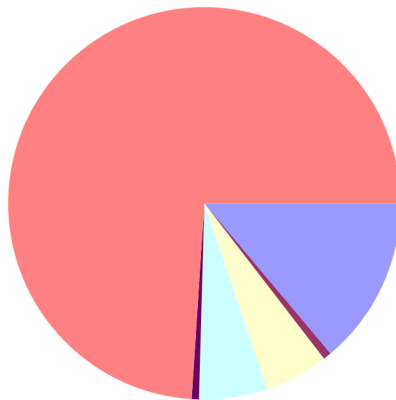
Month To Date Revenues
\$477,158

Investments-(\$167,857)
Goods and Svcs Rev-\$631,336
Misc Revenue-\$11,818
Utility Revenue-\$1,861
Other Sources-\$0



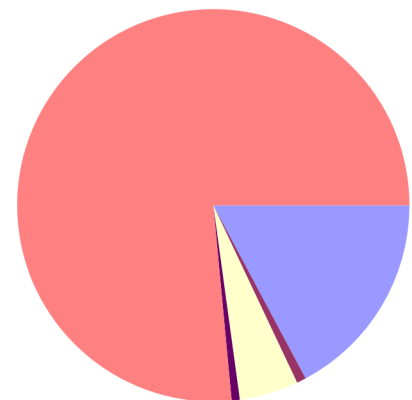
Year To Date Expenditures
\$1,688,714

Personnel Services-\$234,366
Materials & Supplies-\$11,345
Contractual Services-\$88,745
Capital Outlay-\$95,084
Other Costs-\$9,981
Utility Expense-\$1,249,194



Month To Date Expenditures
\$544,414

Personnel Services-\$93,652
Materials & Supplies-\$4,192
Contractual Services-\$26,481
Capital Outlay-\$0
Other Costs-\$3,654
Utility Expense-\$416,435



City of Casper, Wyoming
Wastewater Treatment Plant Fund Statement of Revenues and Expenditures

For Fiscal Year 2023 as of September 30, 2022
25.00 % OF THE FISCAL YEAR HAS ELAPSED

	Revised Budget	Current Year To Date	Current Year % of Budget
Revenues:			
Investments	\$ -	\$ -	
Intergovernmental	13,348,930	1,520,419	11.39%
Misc Revenue	85,836	14,757	17.19%
Utility Revenue	630,000	157,524	25.00%
Other Sources	608,250	-	0.00%
Total Revenues	\$ 14,673,016	\$ 1,692,699	11.54%
	Revised Budget	Current Year To Date	Current Year % of Budget
Expenditures:			
Personnel Services	\$ 1,688,237	\$ 399,054	23.64%
Materials & Supplies	1,128,500	198,033	17.55%
Contractual Services	718,369	164,934	22.96%
Capital Outlay	12,642,398	416,202	3.29%
Debt Service	1,060,898	146,297	13.79%
Other Costs	62,802	15,518	24.71%
Utility Expense	78,000	6,559	8.41%
Total Expenditures	\$ 17,379,204	\$ 1,346,598	7.75%
Net Revenue (Shortfall)	\$ (2,706,188)	\$ 346,101	3.79%

Wastewater Treatment Plant Fund Summary of Cash and Investments

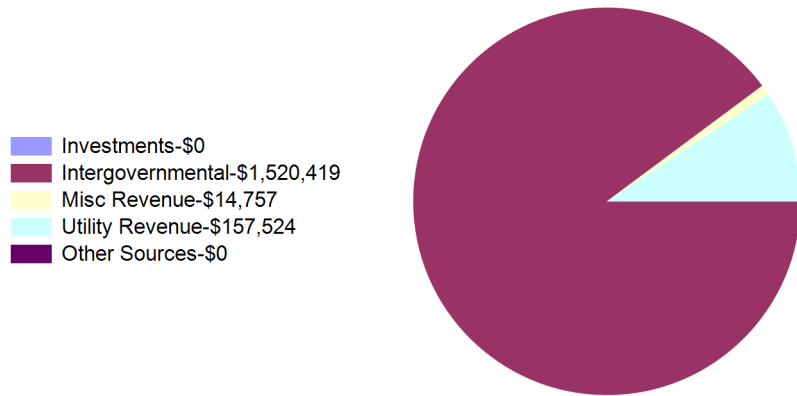
Cash	\$ 826,040
Investments	11,767,948
	<u>\$ 12,593,988</u>

City of Casper, Wyoming

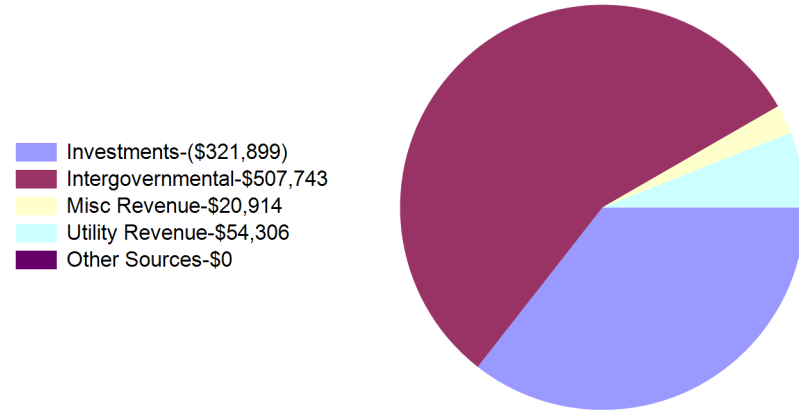
Wastewater Treatment Plant Fund Summary of Revenues and Expenditures

For Fiscal Year 2023 as of September 30, 2022
25.00 % OF THE FISCAL YEAR HAS ELAPSED

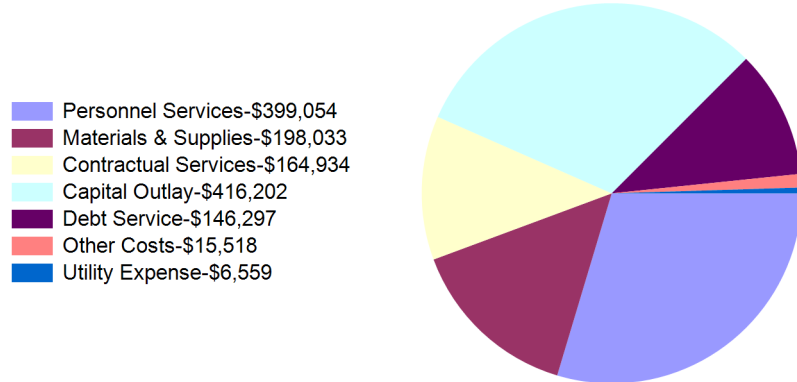
Year To Date Revenues
\$1,692,699



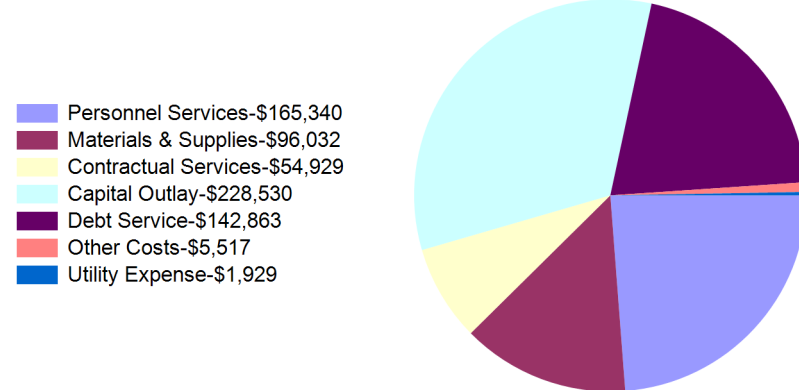
Month To Date Revenues
\$261,064



Year To Date Expenditures
\$1,346,598



Month To Date Expenditures
\$695,139



City of Casper, Wyoming
Refuse Collection Fund Statement of Revenues and Expenditures
For Fiscal Year 2023 as of September 30, 2022
25.00 % OF THE FISCAL YEAR HAS ELAPSED

	Revised Budget	Current Year To Date	Current Year % of Budget
Revenues:			
Investments	\$ -	\$ -	
Misc Revenue	19,482	4,754	24.40%
Utility Revenue	10,036,600	1,999,861	19.93%
Total Revenues	\$ 10,056,082	\$ 2,004,615	19.93%

	Revised Budget	Current Year To Date	Current Year % of Budget
Expenditures:			
Personnel Services	\$ 2,587,250	\$ 709,833	27.44%
Materials & Supplies	506,048	94,911	18.76%
Contractual Services	4,155,406	1,075,600	25.88%
Capital Outlay	3,661,870	67,446	1.84%
Depreciation / Amort	-	112	
Transfers Out	25,000	-	0.00%
Other Costs	122,193	26,760	21.90%
Utility Expense	3,000	591	19.69%
Total Expenditures	\$ 11,060,767	\$ 1,975,253	17.86%
Net Revenue (Shortfall)	\$ (1,004,685)	\$ 29,363	2.08%

Refuse Collection Fund Summary of Cash and Investments


Cash	\$ 721,584
Investments	3,159,438
	<u>\$ 3,881,022</u>

City of Casper, Wyoming

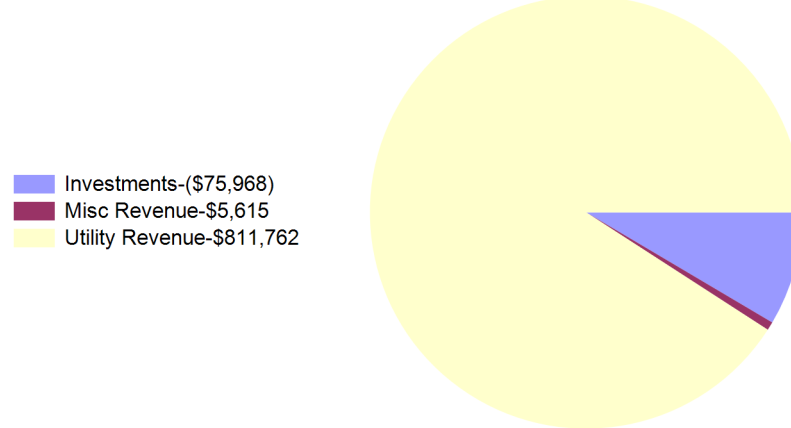
Refuse Collection Fund Summary of Revenues and Expenditures

For Fiscal Year 2023 as of September 30, 2022
25.00 % OF THE FISCAL YEAR HAS ELAPSED

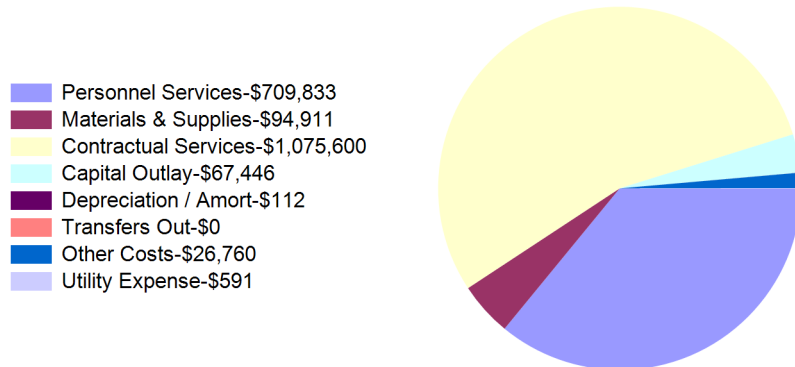
Year To Date Revenues
\$2,004,615



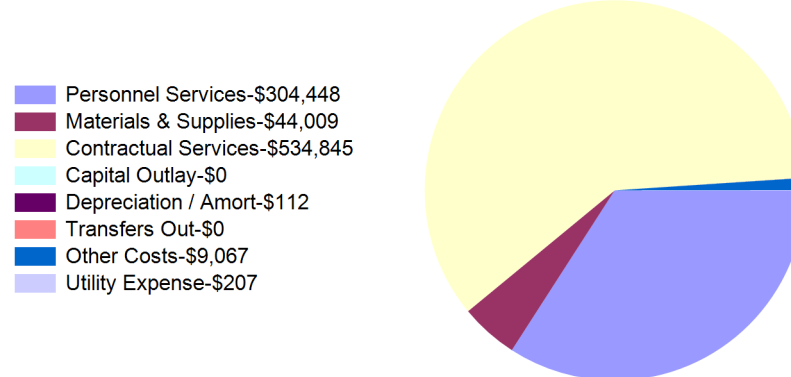
Month To Date Revenues
\$741,409



Year To Date Expenditures
\$1,975,253



Month To Date Expenditures
\$892,689



City of Casper, Wyoming
Balefill Fund Statement of Revenues and Expenditures
For Fiscal Year 2023 as of September 30, 2022
25.00 % OF THE FISCAL YEAR HAS ELAPSED

	Revised Budget	Current Year To Date	Current Year % of Budget
Revenues:			
Investments	\$ -	\$ -	
Intergovernmental	558,494	-	0.00%
Goods and Svcs Rev	225,600	84,161	37.31%
Misc Revenue	127,216	13,585	10.68%
Utility Revenue	7,848,700	1,716,662	21.87%
Total Revenues	\$ 8,760,010	\$ 1,814,407	20.71%

	Revised Budget	Current Year To Date	Current Year % of Budget
Expenditures:			
Personnel Services	\$ 2,372,009	\$ 650,466	27.42%
Materials & Supplies	1,698,184	172,087	10.13%
Contractual Services	2,221,440	352,654	15.88%
Capital Outlay	10,179,115	1,319,053	12.96%
Debt Service	482,347	342,174	70.94%
Transfers Out	30,000	7,500	25.00%
Other Costs	156,539	38,508	24.60%
Utility Expense	22,550	8,890	39.42%
Total Expenditures	\$ 17,162,184	\$ 2,891,332	16.85%
Net Revenue (Shortfall)	\$ (8,402,174)	\$ (1,076,925)	3.87%

Balefill Fund Summary of Cash and Investments

Cash	\$ 370,646
Investments	11,956,024
	<u>\$ 12,326,670</u>

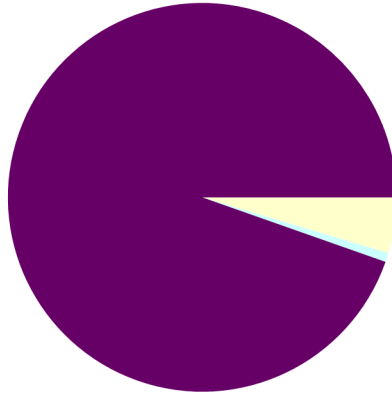
City of Casper, Wyoming

Balefill Fund Summary of Revenues and Expenditures

For Fiscal Year 2023 as of September 30, 2022
25.00 % OF THE FISCAL YEAR HAS ELAPSED

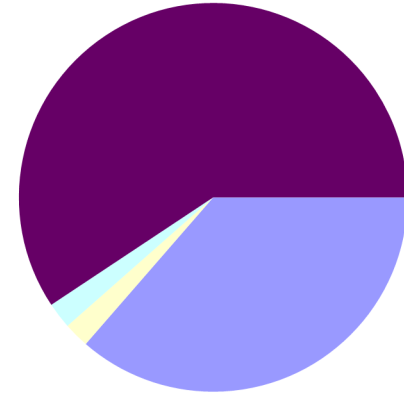
Year To Date Revenues
\$1,814,407

Investments-\$0
Intergovernmental-\$0
Goods and Svcs Rev-\$84,161
Misc Revenue-\$13,585
Utility Revenue-\$1,716,662



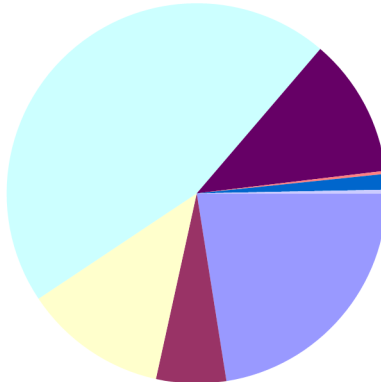
Month To Date Revenues
\$266,080

Investments-(\$355,857)
Intergovernmental-\$0
Goods and Svcs Rev-\$20,617
Misc Revenue-\$21,249
Utility Revenue-\$580,071



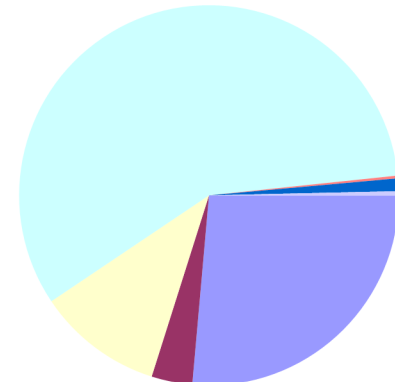
Year To Date Expenditures
\$2,891,332

Personnel Services-\$650,466
Materials & Supplies-\$172,087
Contractual Services-\$352,654
Capital Outlay-\$1,319,053
Debt Service-\$342,174
Transfers Out-\$7,500
Other Costs-\$38,508
Utility Expense-\$8,890



Month To Date Expenditures
\$1,073,976

Personnel Services-\$283,607
Materials & Supplies-\$37,323
Contractual Services-\$115,041
Capital Outlay-\$620,141
Debt Service-\$0
Transfers Out-\$2,500
Other Costs-\$11,590
Utility Expense-\$3,773

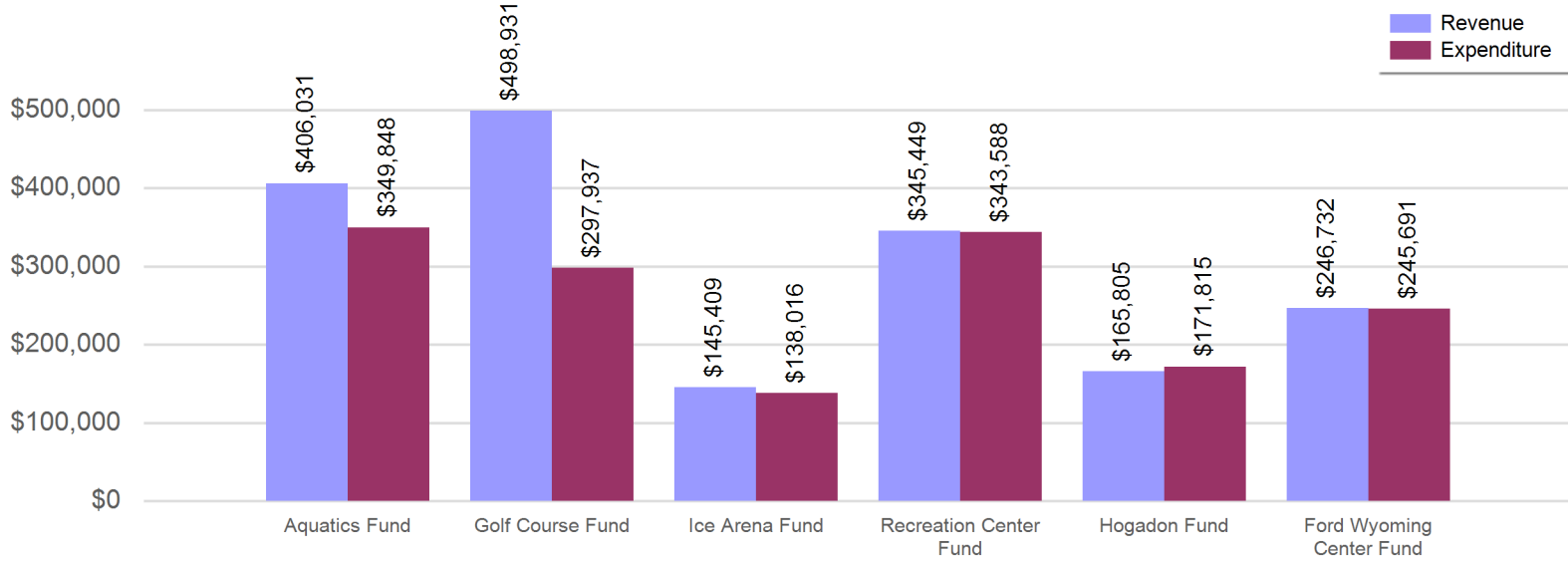


City of Casper, Wyoming
Parks & Recreation Enterprise Funds Consolidated Balance Sheet
For Fiscal Year 2023 as of September 30, 2022
25.00 % OF THE FISCAL YEAR HAS ELAPSED

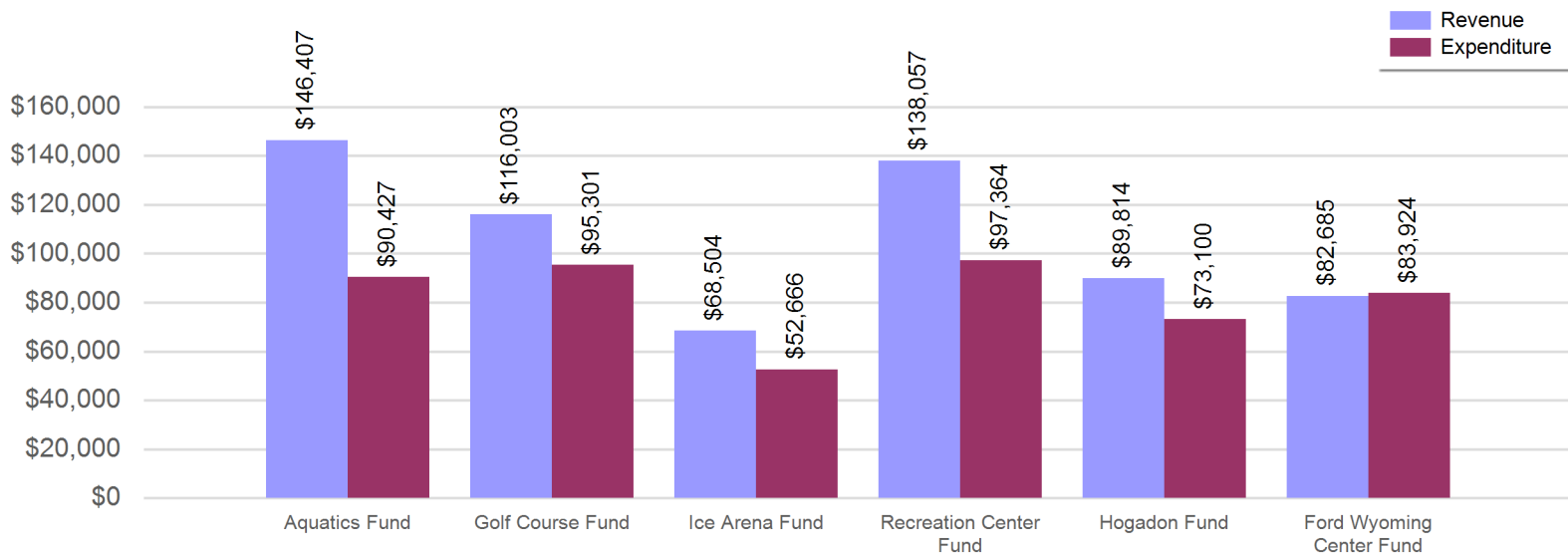
	Aquatics Fund	Golf Course Fund	Ice Arena Fund	Recreation Center Fund	Hogadon Fund	Ford Wyoming Center Fund
ASSETS						
Current Assets						
Cash	\$ 440	\$ 730,219	\$ 650	\$ 500	\$ -	\$ 169,105
Inventory		32,383			13,764	
Accounts Receivable		2,811	8,508	3,286	43,313	3,850
Total Current Assets	<u>440</u>	<u>765,413</u>	<u>9,158</u>	<u>3,786</u>	<u>57,077</u>	<u>172,956</u>
Capital Assets						
Land, Buildings & Improvements	14,432,867	7,097,801	5,328,515	7,333,709	10,372,812	34,054,865
Equipment	39,801	1,137,319	288,261	287,320	2,264,724	1,378,791
Accumulated Depreciation	(3,600,173)	(5,318,800)	(1,918,371)	(4,898,174)	(3,863,390)	(22,664,591)
Total Capital Assets	<u>10,872,495</u>	<u>2,916,320</u>	<u>3,698,406</u>	<u>2,722,854</u>	<u>8,774,146</u>	<u>12,769,065</u>
Total Assets	<u>\$ 10,872,935</u>	<u>\$ 3,681,733</u>	<u>\$ 3,707,563</u>	<u>\$ 2,726,640</u>	<u>\$ 8,831,223</u>	<u>\$ 12,942,020</u>
DEFERRED OUTFLOWS OF RESOURCES						
Total Deferred Outflows Of Resources	<u>\$ 97,343</u>	<u>\$ 154,301</u>	<u>\$ 122,306</u>	<u>\$ 591,867</u>	<u>\$ 282,861</u>	<u>\$</u>
LIABILITIES						
Current Liabilities						
Accounts Payable	\$ 5,415	\$ 14,595	\$ 6,524	\$ 25,595	\$ 16,459	\$ 147,690
Accrued Wages and Benefits Payable	30,448	22,749	10,023	48,057	12,390	
Deferred Revenue		-				
Unearned Revenue						-
Total Current Liabilities	<u>35,863</u>	<u>37,345</u>	<u>16,547</u>	<u>73,652</u>	<u>28,849</u>	<u>147,690</u>
Non-Current Liabilities						
Accrued Comp ABS	10,307	18,620	5,772	28,685	22,257	
Net Pension Liability	82,624	188,199	82,624	356,508	198,910	
Net OPEB Liability	92,649	132,568	120,153	628,362	291,960	
Total Non-Current Liabilities	<u>185,580</u>	<u>339,388</u>	<u>208,550</u>	<u>1,013,555</u>	<u>513,127</u>	
Total Liabilities	<u>\$ 221,442</u>	<u>\$ 376,733</u>	<u>\$ 225,097</u>	<u>\$ 1,087,206</u>	<u>\$ 541,976</u>	<u>\$ 147,690</u>
DEFERRED INFLOWS OF RESOURCES						
Total Deferred Inflows Of Resources	<u>\$ 74,174</u>	<u>\$ 158,483</u>	<u>\$ 78,345</u>	<u>\$ 339,043</u>	<u>\$ 182,794</u>	<u>\$</u>
NET POSITION						
Net Investment in Capital Assets	\$ 10,872,495	\$ 2,916,320	\$ 3,698,406	\$ 2,722,854	\$ 8,774,146	\$ 12,769,065
Unrestricted	(197,833)	384,499	(171,977)	(830,596)	(384,832)	25,265
Total Net Position	<u>\$ 10,674,663</u>	<u>\$ 3,300,819</u>	<u>\$ 3,526,428</u>	<u>\$ 1,892,258</u>	<u>\$ 8,389,315</u>	<u>\$ 12,794,330</u>

City of Casper, Wyoming
Parks & Recreation Enterprise Funds Revenue and Expenditure Comparison
For Fiscal Year 2023 as of September 30, 2022
25.00 % OF THE FISCAL YEAR HAS ELAPSED

Parks & Recreation Enterprise Funds YTD Revenue and Expenditure Comparison



Parks & Recreation Enterprise Funds MTD Revenue and Expenditure Comparison



City of Casper, Wyoming
Aquatics Fund Statement of Revenues and Expenditures
For Fiscal Year 2023 as of September 30, 2022
25.00 % OF THE FISCAL YEAR HAS ELAPSED

	Revised Budget	Current Year To Date	Current Year % of Budget
Revenues:			
Goods and Svcs Rev	\$ 573,562	\$ 168,030	29.30%
Misc Revenue	62,200	19,126	30.75%
Other Sources	588,614	218,876	37.18%
Total Revenues	\$ 1,224,376	\$ 406,031	33.16%

	Revised Budget	Current Year To Date	Current Year % of Budget
Expenditures:			
Personnel Services	\$ 711,067	\$ 211,324	29.72%
Materials & Supplies	251,899	64,501	25.61%
Contractual Services	170,030	44,609	26.24%
Other Costs	60,714	15,198	25.03%
Utility Expense	30,666	14,215	46.36%
Total Expenditures	\$ 1,224,376	\$ 349,848	28.57%
Net Revenue (Shortfall)	\$ -	\$ 56,184	4.59%

Cost Recovery **53.50 %**

Aquatics Fund Summary of Cash and Investments

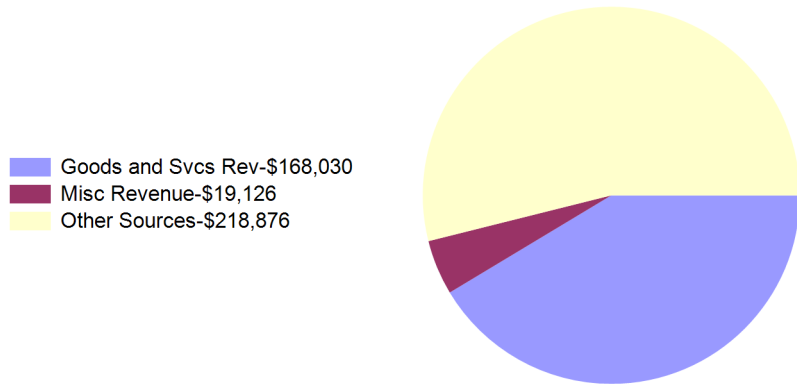
Cash	\$ 440
Investments	-
	<u>\$ 440</u>

City of Casper, Wyoming


Aquatics Fund Summary of Revenues and Expenditures

For Fiscal Year 2023 as of September 30, 2022
25.00 % OF THE FISCAL YEAR HAS ELAPSED

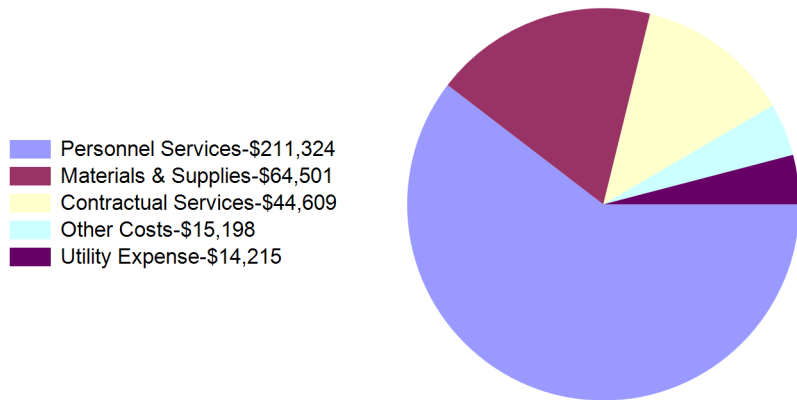
Year To Date Revenues
\$406,031



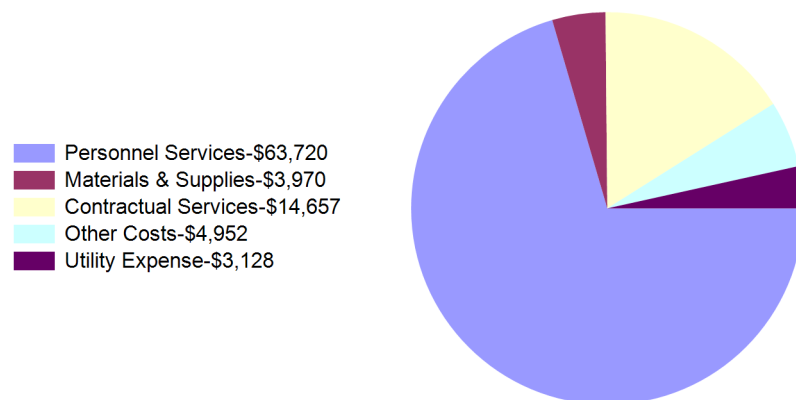
Month To Date Revenues
\$146,407



Year To Date Expenditures
\$349,848



Month To Date Expenditures
\$90,427



City of Casper, Wyoming
Golf Fund Statement of Revenues and Expenditures

For Fiscal Year 2023 as of September 30, 2022
25.00 % OF THE FISCAL YEAR HAS ELAPSED

	Revised Budget	Current Year To Date	Current Year % of Budget
Revenues:			
Goods and Svcs Rev	\$ 689,000	\$ 310,500	45.07%
Misc Revenue	269,000	188,431	70.05%
Total Revenues	\$ 958,000	\$ 498,931	52.08%
	Revised Budget	Current Year To Date	Current Year % of Budget
Expenditures:			
Personnel Services	\$ 527,391	\$ 177,103	33.58%
Materials & Supplies	150,834	43,869	29.08%
Contractual Services	238,989	65,420	27.37%
Capital Outlay	28,981	1,574	5.43%
Transfers Out	88,000	-	0.00%
Other Costs	25,319	5,771	22.79%
Utility Expense	12,800	4,200	32.82%
Total Expenditures	\$ 1,072,314	\$ 297,937	27.78%
Net Revenue (Shortfall)	\$ (114,314)	\$ 200,994	24.30%

Golf Fund Summary of Cash and Investments

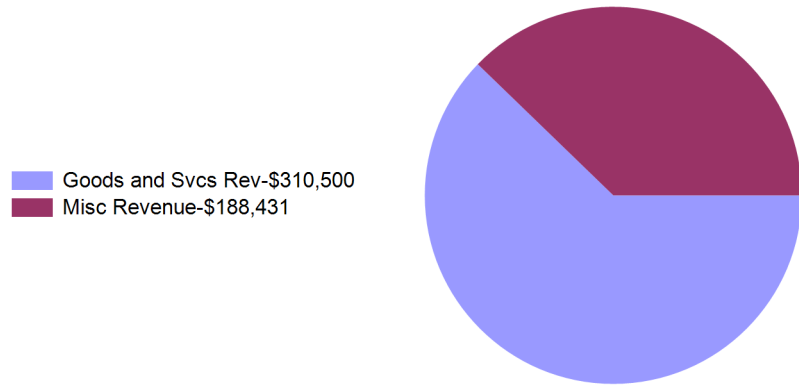
Cash	\$ 730,219
Investments	-
	<u>\$ 730,219</u>

City of Casper, Wyoming

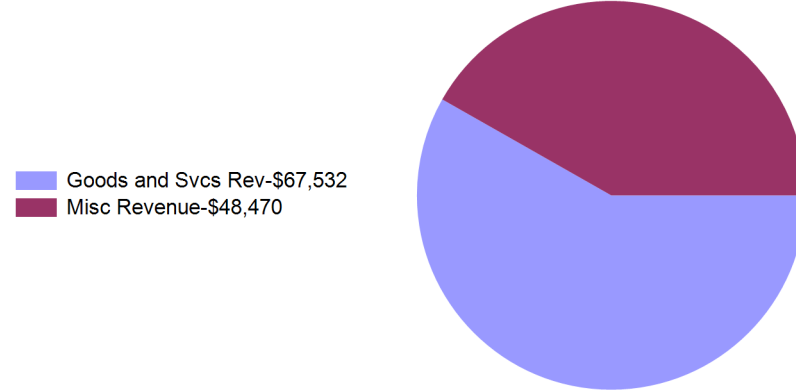
Golf Fund Summary of Revenues and Expenditures

For Fiscal Year 2023 as of September 30, 2022
25.00 % OF THE FISCAL YEAR HAS ELAPSED

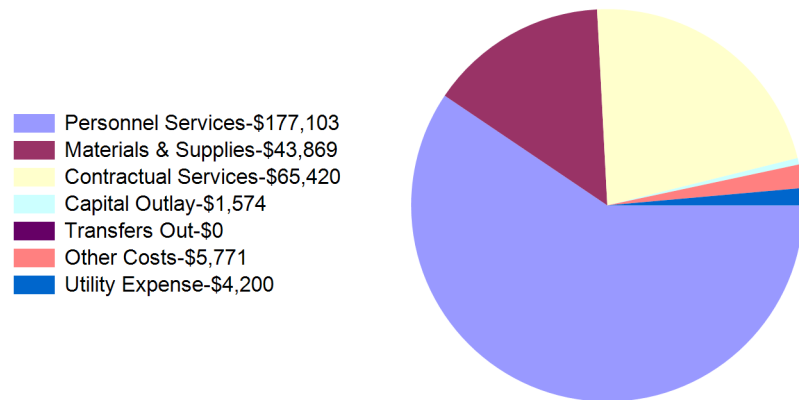
Year To Date Revenues
\$498,931



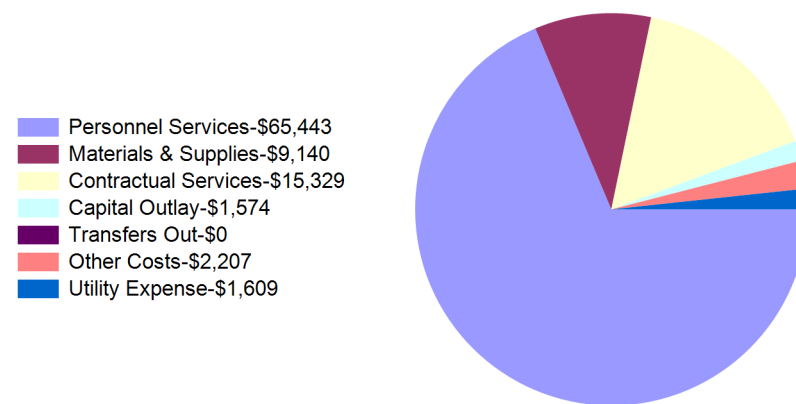
Month To Date Revenues
\$116,003



Year To Date Expenditures
\$297,937



Month To Date Expenditures
\$95,301



City of Casper, Wyoming
Ice Arena Fund Statement of Revenues and Expenditures
For Fiscal Year 2023 as of September 30, 2022
25.00 % OF THE FISCAL YEAR HAS ELAPSED

	Revised Budget	Current Year To Date	Current Year % of Budget
Revenues:			
Goods and Svcs Rev	\$ 328,325	\$ 38,715	11.79%
Misc Revenue	28,000	21,294	76.05%
Other Sources	239,128	85,399	35.71%
Total Revenues	\$ 595,453	\$ 145,409	24.42%

	Revised Budget	Current Year To Date	Current Year % of Budget
Expenditures:			
Personnel Services	\$ 315,271	\$ 82,144	26.06%
Materials & Supplies	137,981	26,136	18.94%
Contractual Services	93,977	19,009	20.23%
Other Costs	31,624	6,253	19.77%
Utility Expense	16,600	4,474	26.95%
Total Expenditures	\$ 595,453	\$ 138,016	23.18%

Net Revenue (Shortfall)	\$ -	\$ 7,392	1.24%
--------------------------------	-------------	-----------------	--------------

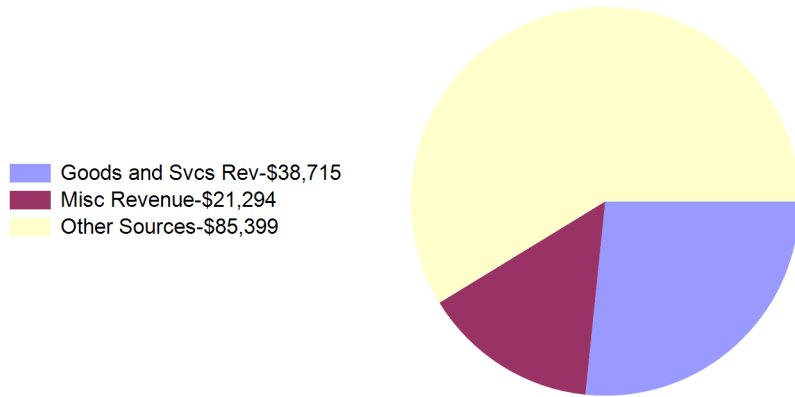
Cost Recovery	43.48 %
----------------------	----------------

Ice Arena Fund Summary of Cash and Investments

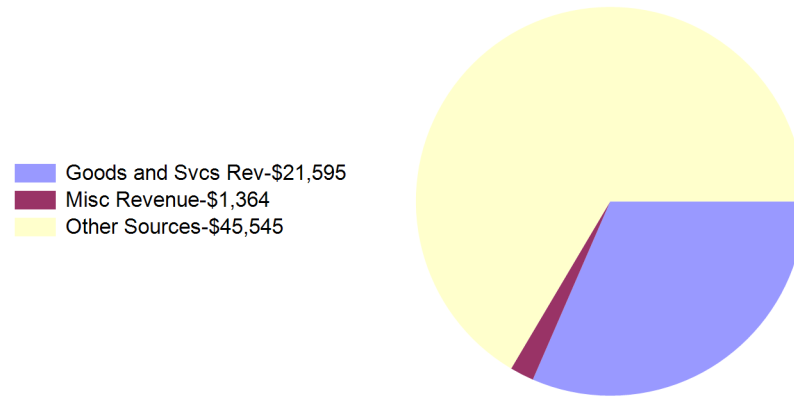
Cash	\$ 650
Investments	-
	<u>\$ 650</u>

City of Casper, Wyoming
Ice Arena Fund Summary of Revenues and Expenditures
For Fiscal Year 2023 as of September 30, 2022
25.00 % OF THE FISCAL YEAR HAS ELAPSED

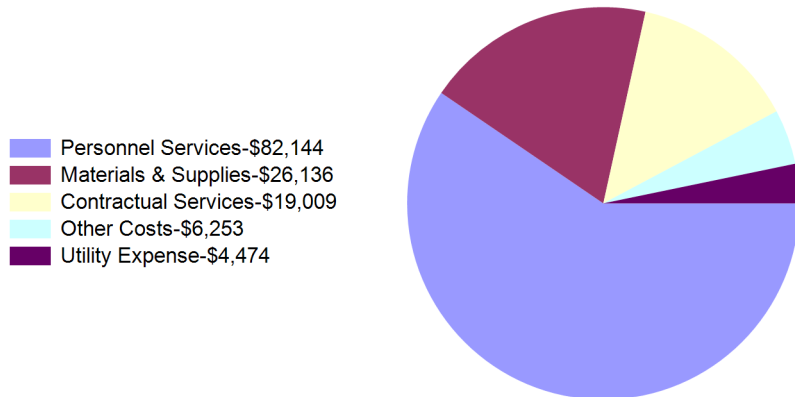
Year To Date Revenues
\$145,409



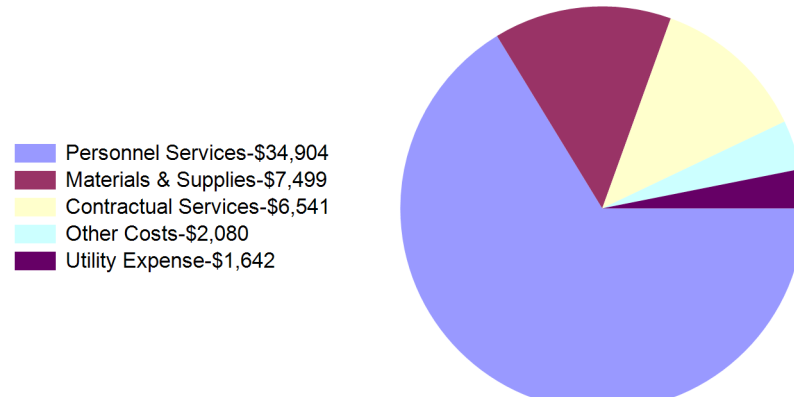
Month To Date Revenues
\$68,504



Year To Date Expenditures
\$138,016



Month To Date Expenditures
\$52,666



City of Casper, Wyoming
Recreation Center Statement of Revenues and Expenditures
For Fiscal Year 2023 as of September 30, 2022
25.00 % OF THE FISCAL YEAR HAS ELAPSED

	Revised Budget	Current Year To Date	Current Year % of Budget
Revenues:			
Goods and Svcs Rev	\$ 397,200	\$ 83,617	21.05%
Misc Revenue	55,500	14,038	25.29%
Other Sources	764,624	247,793	32.41%
Total Revenues	\$ 1,217,324	\$ 345,449	28.38%

	Revised Budget	Current Year To Date	Current Year % of Budget
Expenditures:			
Personnel Services	\$ 854,973	\$ 268,102	31.36%
Materials & Supplies	117,195	16,432	14.02%
Contractual Services	155,760	37,696	24.20%
Other Costs	65,696	16,980	25.85%
Utility Expense	23,700	4,377	18.47%
Total Expenditures	\$ 1,217,324	\$ 343,588	28.22%
Net Revenue (Shortfall)	\$ -	\$ 1,861	0.15%

Cost Recovery **28.42 %**

Recreation Center Fund Summary of Cash and Investments

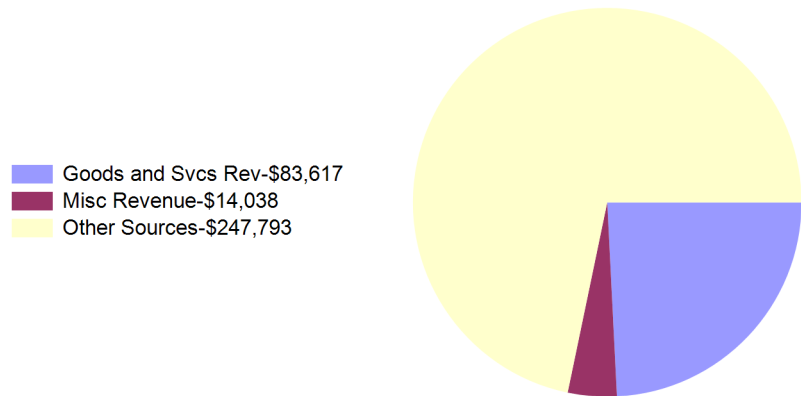
Cash	\$ 500
Investments	-
	<u>\$ 500</u>

City of Casper, Wyoming

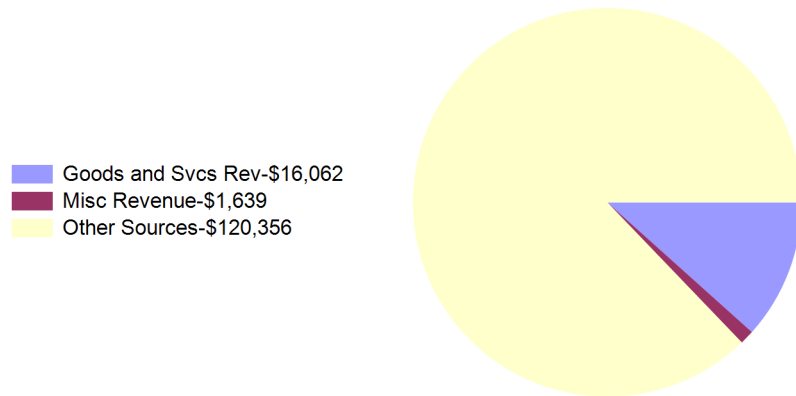
Recreation Center Fund Summary of Revenues and Expenditures

For Fiscal Year 2023 as of September 30, 2022
25.00 % OF THE FISCAL YEAR HAS ELAPSED

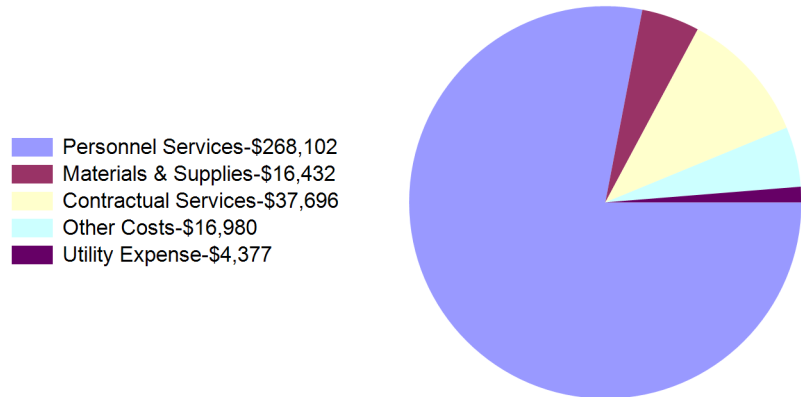
Year To Date Revenues
\$345,449



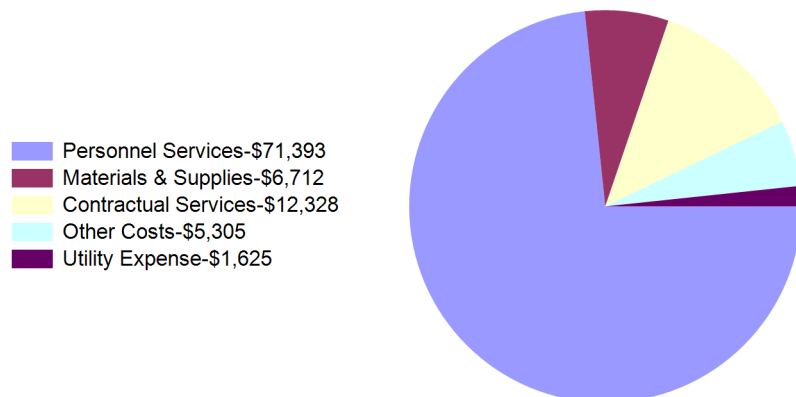
Month To Date Revenues
\$138,057



Year To Date Expenditures
\$343,588



Month To Date Expenditures
\$97,364



City of Casper, Wyoming
Hogadon Fund Statement of Revenues and Expenditures
For Fiscal Year 2023 as of September 30, 2022
25.00 % OF THE FISCAL YEAR HAS ELAPSED

	Revised Budget	Current Year To Date	Current Year % of Budget
Revenues:			
Goods and Svcs Rev	\$ 609,500	\$ -	0.00%
Misc Revenue	39,000	15,000	38.46%
Other Sources	367,449	150,805	41.04%
Total Revenues	\$ 1,015,949	\$ 165,805	16.32%
	Revised Budget	Current Year To Date	Current Year % of Budget
Expenditures:			
Personnel Services	\$ 521,326	\$ 109,372	20.98%
Materials & Supplies	246,428	19,421	7.88%
Contractual Services	187,831	28,862	15.37%
Other Costs	72,364	13,966	19.30%
Utility Expense	3,000	194	6.47%
Total Expenditures	\$ 1,030,949	\$ 171,815	16.67%
Net Revenue (Shortfall)	\$ (15,000)	\$ (6,010)	-0.35%
Cost Recovery	8.73 %		

Hogadon Fund Summary of Cash and Investments


Cash	\$ -
Investments	-
	<u>\$ -</u>

City of Casper, Wyoming


Hogadon Fund Summary of Revenues and Expenditures

For Fiscal Year 2023 as of September 30, 2022
25.00 % OF THE FISCAL YEAR HAS ELAPSED

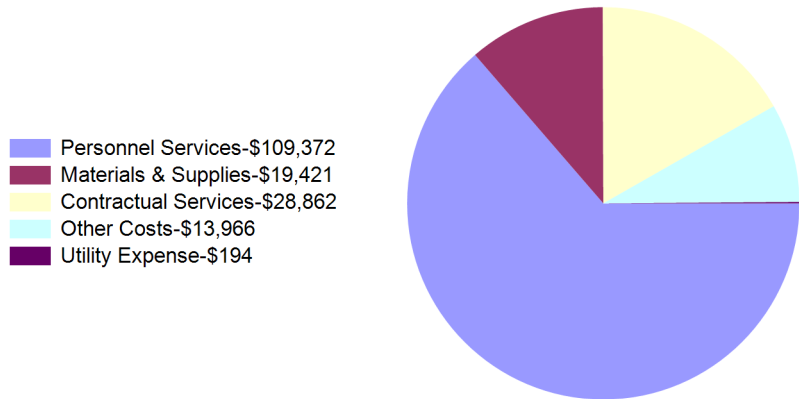
Year To Date Revenues
\$165,805



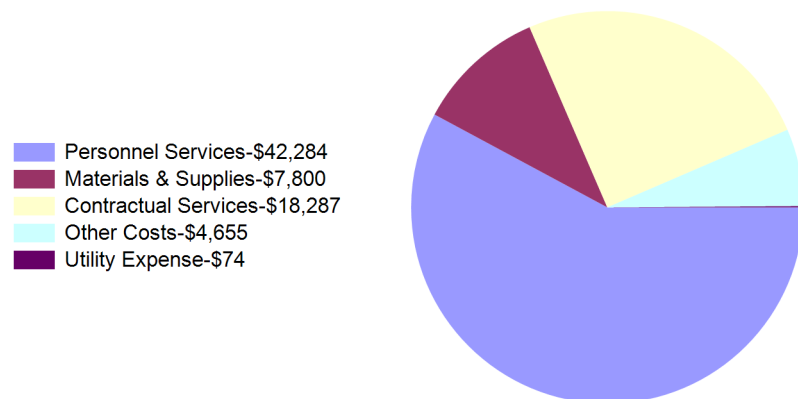
Month To Date Revenues
\$89,814



Year To Date Expenditures
\$171,815



Month To Date Expenditures
\$73,100



City of Casper, Wyoming
Ford Wyoming Center Statement of Revenues and Expenditures
For Fiscal Year 2023 as of September 30, 2022
25.00 % OF THE FISCAL YEAR HAS ELAPSED

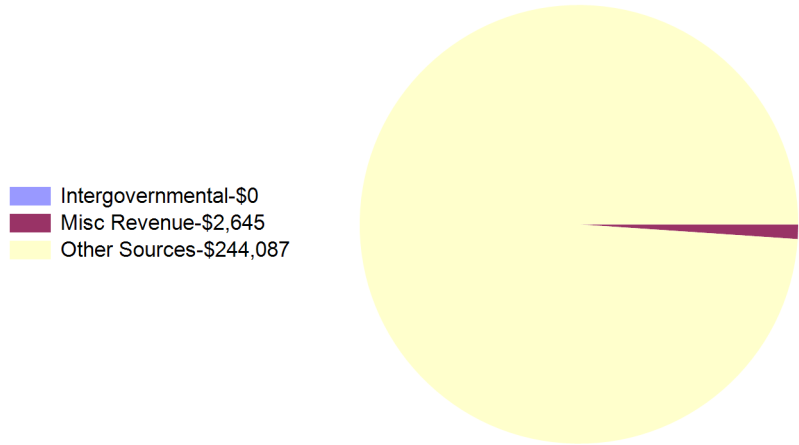
	<u>Revised Budget</u>	<u>Current Year To Date</u>	<u>Current Year % of Budget</u>
Revenues:			
Intergovernmental	\$ 77,165	\$ -	0.00%
Misc Revenue	15,870	2,645	16.67%
Other Sources	976,349	244,087	25.00%
Total Revenues	\$ 1,069,384	\$ 246,732	23.07%
	<u>Revised Budget</u>	<u>Current Year To Date</u>	<u>Current Year % of Budget</u>
Expenditures:			
Materials & Supplies	\$ 9,456	\$ -	0.00%
Contractual Services	979,940	225,000	22.96%
Capital Outlay	62,195	-	0.00%
Other Costs	82,763	20,691	25.00%
Total Expenditures	\$ 1,134,354	\$ 245,691	21.66%
Net Revenue (Shortfall)	\$ (64,970)	\$ 1,041	1.41%

Ford Wyoming Center Summary of Cash and Investments

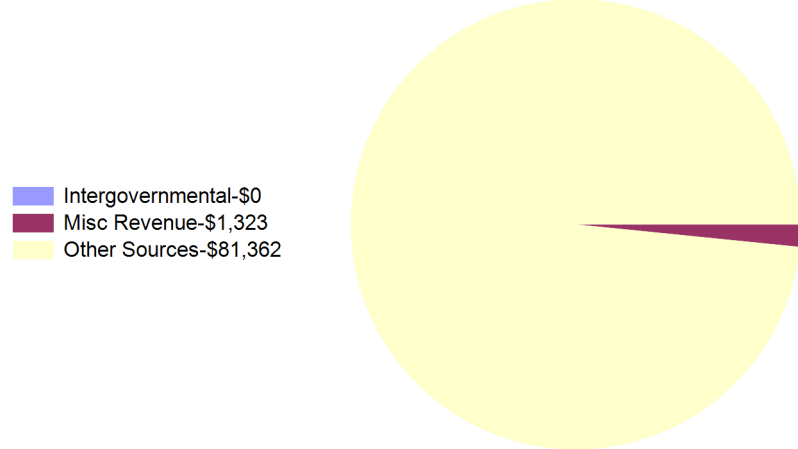
Cash	<u>\$ 169,105</u>
	<u>\$ 169,105</u>

City of Casper, Wyoming
Ford Wyoming Center Summary of Revenues and Expenditures
For Fiscal Year 2023 as of September 30, 2022
25.00 % OF THE FISCAL YEAR HAS ELAPSED

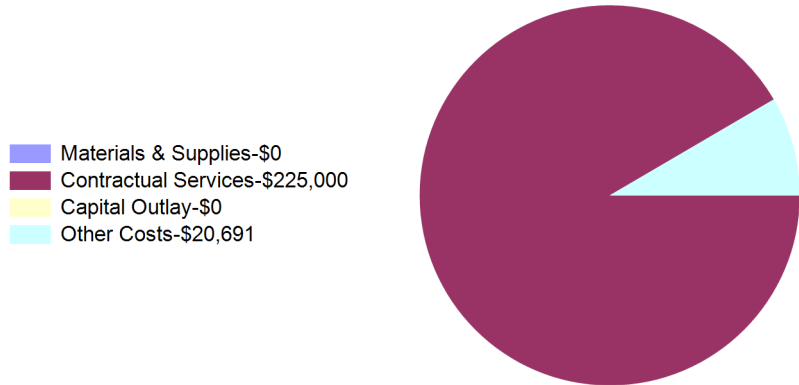
Year To Date Revenues
\$246,732



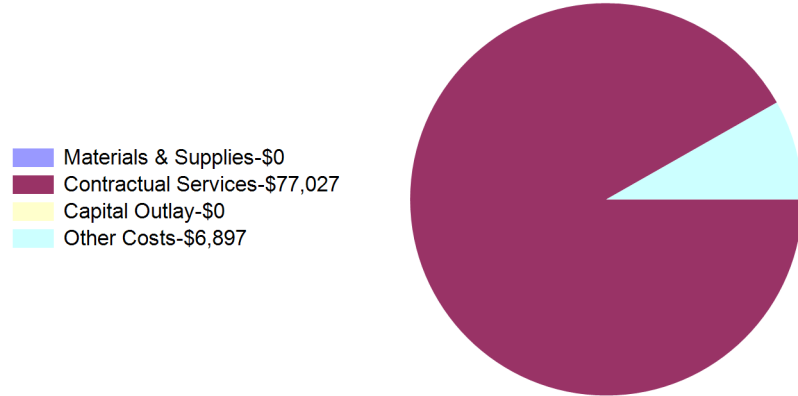
Month To Date Revenues
\$82,685



Year To Date Expenditures
\$245,691



Month To Date Expenditures
\$83,924

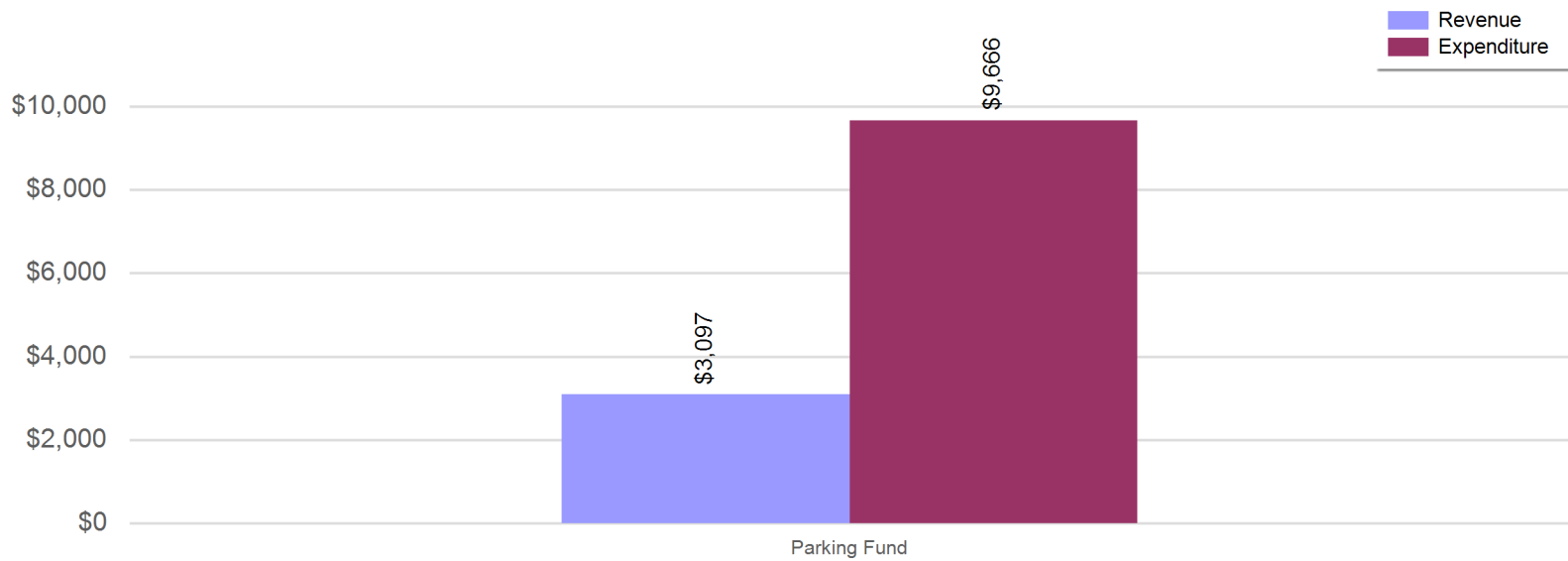


City of Casper, Wyoming
Other Enterprise Funds Balance Sheet
For Fiscal Year 2023 as of September 30, 2022
25.00 % OF THE FISCAL YEAR HAS ELAPSED

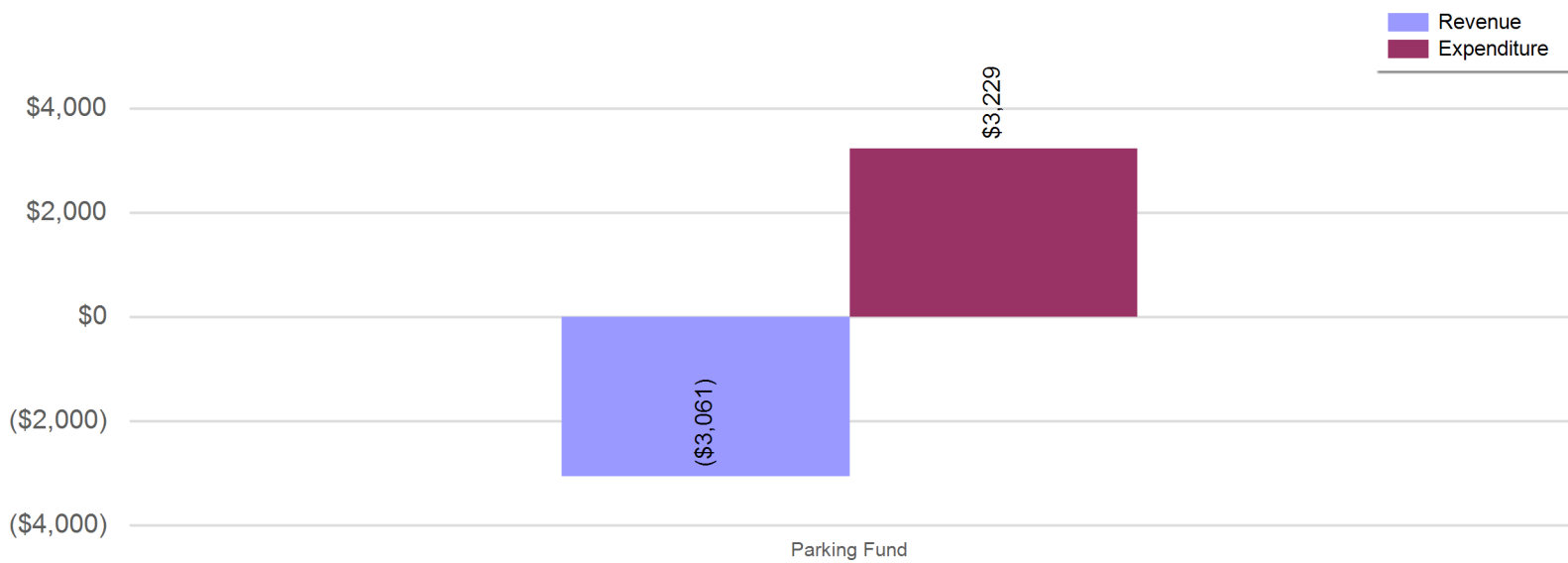
	<u>Parking Fund</u>
ASSETS	
Current Assets	
Cash	\$ 6,720
Investments	144,984
Market Adjustments	-
Accounts Receivable	333
Total Current Assets	<u>152,037</u>
Capital Assets	
Land, Buildings & Improvements	2,981,187
Equipment	55,379
Accumulated Depreciation	(2,183,419)
Total Capital Assets	<u>853,147</u>
Total Assets	<u>\$ 1,005,184</u>
LIABILITIES	
Current Liabilities	
Accounts Payable	\$ -
Total Current Liabilities	<u>-</u>
Total Liabilities	<u>\$ -</u>
NET POSITION	
Net Investment in Capital Assets	\$ 853,147
Unrestricted	152,037
Total Net Position	<u>\$ 1,005,184</u>

City of Casper, Wyoming
Other Enterprise Funds Revenue and Expenditure Comparison
For Fiscal Year 2023 as of September 30, 2022
25.00 % OF THE FISCAL YEAR HAS ELAPSED

Other Enterprise Funds YTD Revenue and Expenditure Comparison



Other Enterprise Funds MTD Revenue and Expenditure Comparison



City of Casper, Wyoming
Parking Lots Statement of Revenues and Expenditures
For Fiscal Year 2023 as of September 30, 2022
25.00 % OF THE FISCAL YEAR HAS ELAPSED


	Revised Budget	Current Year To Date	Current Year % of Budget
Revenues:			
Investments	\$ -	\$ -	
Goods and Svcs Rev	1,500	480	32.00%
Misc Revenue	15,477	2,617	16.91%
Total Revenues	\$ 16,977	\$ 3,097	18.24%
	Revised Budget	Current Year To Date	Current Year % of Budget
Expenditures:			
Contractual Services	\$ 47,924	\$ 9,000	18.78%
Other Costs	2,663	666	25.00%
Total Expenditures	\$ 50,587	\$ 9,666	19.11%
Net Revenue (Shortfall)	\$ (33,610)	\$ (6,568)	-0.86%

Parking Lots Summary of Cash and Investments

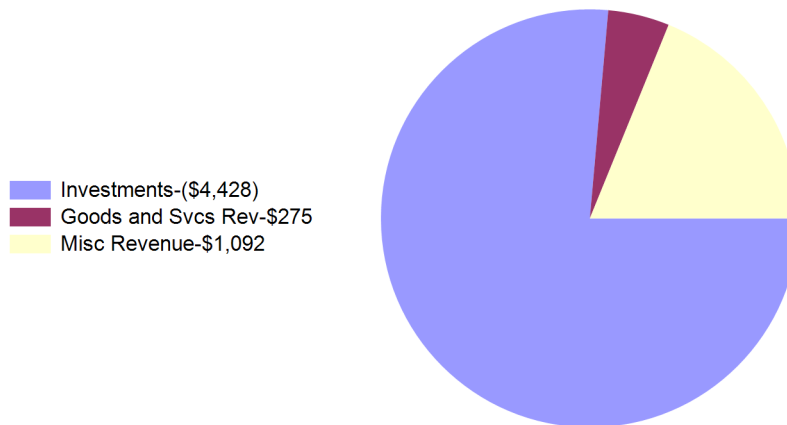
Cash	\$ 6,720
Investments	144,984
	<u>\$ 151,704</u>

City of Casper, Wyoming
Parking Lots Summary of Revenues and Expenditures
For Fiscal Year 2023 as of September 30, 2022
25.00 % OF THE FISCAL YEAR HAS ELAPSED

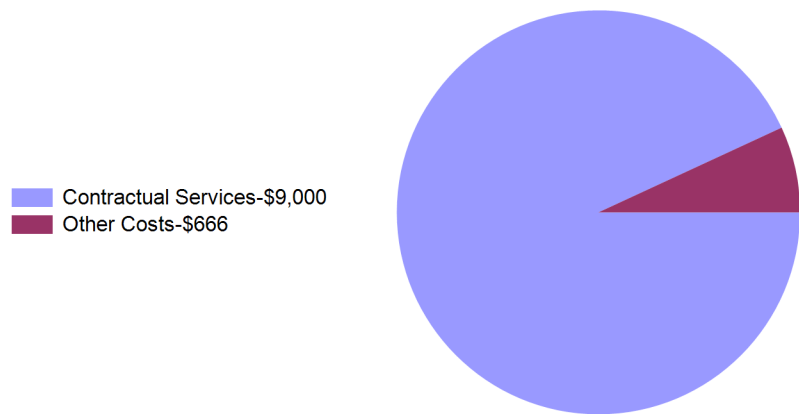
Year To Date Revenues
\$3,097



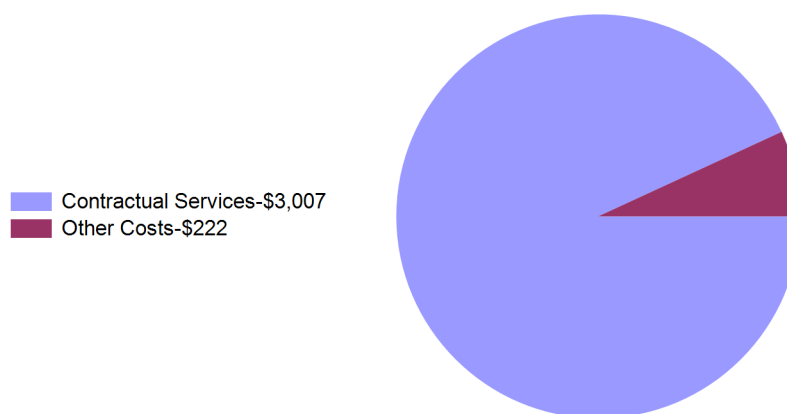
Month To Date Revenues
(\$3,061)



Year To Date Expenditures
\$9,666



Month To Date Expenditures
\$3,229



City of Casper, Wyoming

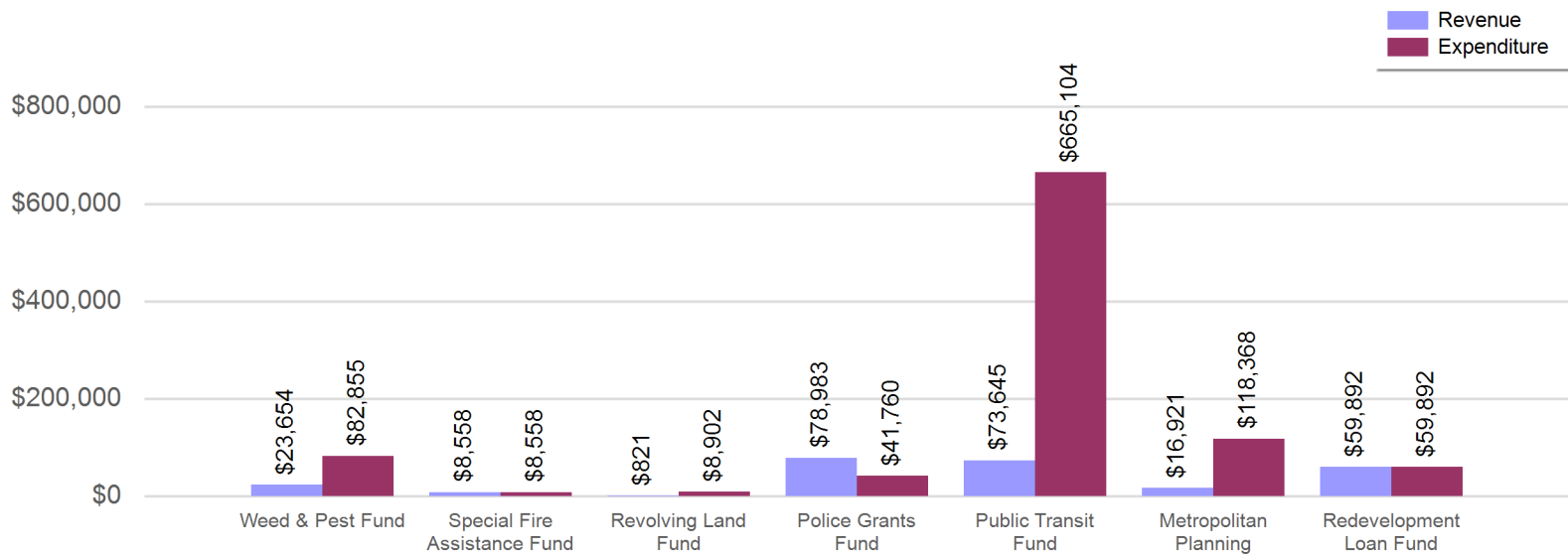
Special Revenue Funds Consolidated Balance Sheet

For Fiscal Year 2023 as of September 30, 2022
25.00 % OF THE FISCAL YEAR HAS ELAPSED

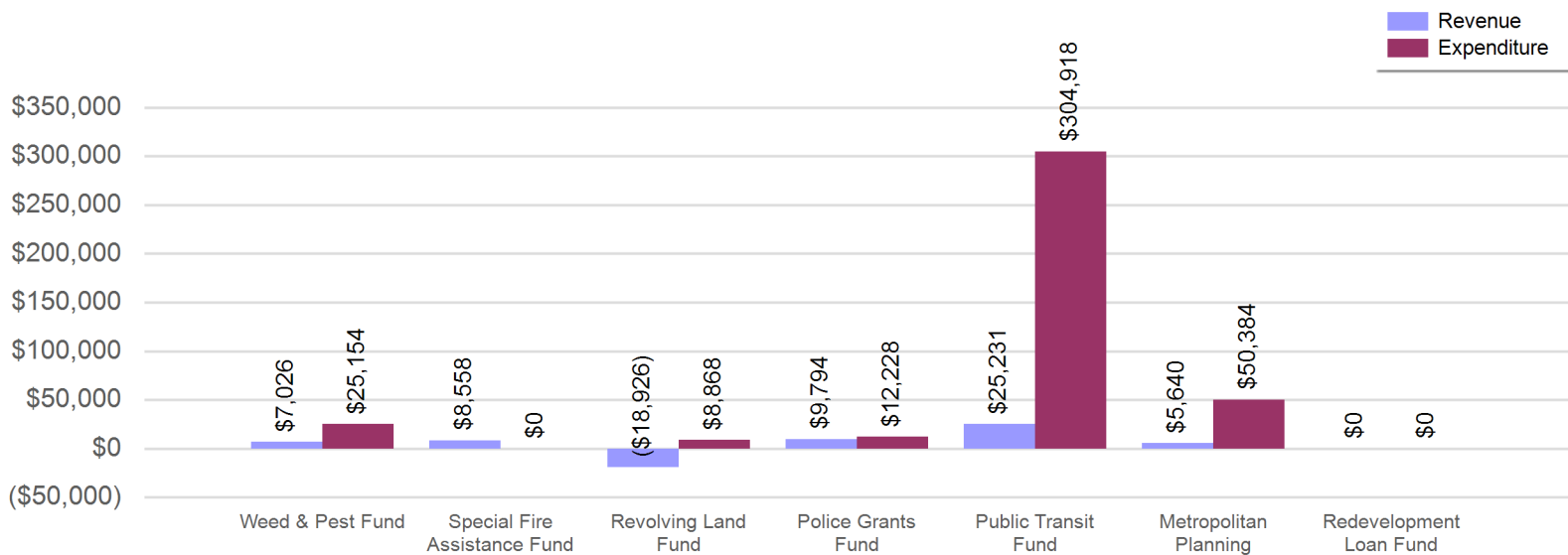
	Weed & Pest Fund	Special Fire Assistance Fund	Revolving Land Fund	Police Grants Fund	Public Transit Fund	Metropolitan Planning	Redevelopment Loan Fund
ASSETS							
Current Assets							
Cash	\$ 206,071	\$ 21,228	\$ 117,359	\$ 43,934	\$ (1,491,127)	\$ 171,724	\$ 100,937
Investments	783,890		706,428				
Market Adjustments	-		-				
Interest Receivable							4,027
Grants Receivable		-		14,643	24,733	9,562	
Loans Receivable							164,000
Accounts Receivable	-			4,999	691		
Prepaid Expenses						36,833	
Total Current Assets	<u>989,961</u>	<u>21,228</u>	<u>823,787</u>	<u>63,576</u>	<u>(1,465,702)</u>	<u>218,120</u>	<u>268,964</u>
Total Assets	<u>\$ 989,961</u>	<u>\$ 21,228</u>	<u>\$ 823,787</u>	<u>\$ 63,576</u>	<u>\$ (1,465,702)</u>	<u>\$ 218,120</u>	<u>\$ 268,964</u>
LIABILITIES							
Current Liabilities							
Accounts Payable	\$ (6)	\$	\$ 8,800	\$ 4,960	\$ 24,425	\$ 6,487	\$
Accrued Wages and Benefits Payable	13,996			2,636	48,478	10,567	
Interest Payable							4,027
Deferred Revenue					4,008		
Total Current Liabilities	<u>13,990</u>		<u>8,800</u>	<u>7,596</u>	<u>76,911</u>	<u>17,054</u>	<u>4,027</u>
Total Liabilities	<u>\$ 13,990</u>	<u>\$</u>	<u>\$ 8,800</u>	<u>\$ 7,596</u>	<u>\$ 76,911</u>	<u>\$ 17,054</u>	<u>\$ 4,027</u>
NET POSITION							
Unrestricted	\$ 975,971	\$ 21,228	\$ 814,987	\$ 55,980	\$ (1,542,613)	\$ 201,065	\$ 264,937
Total Net Position	<u>\$ 975,971</u>	<u>\$ 21,228</u>	<u>\$ 814,987</u>	<u>\$ 55,980</u>	<u>\$ (1,542,613)</u>	<u>\$ 201,065</u>	<u>\$ 264,937</u>

City of Casper, Wyoming
Special Revenue Funds Funds Revenue and Expenditure Comparison
For Fiscal Year 2023 as of September 30, 2022
25.00 % OF THE FISCAL YEAR HAS ELAPSED

Special Revenue Funds YTD Revenue and Expenditure Comparison



Special Revenue Funds MTD Revenue and Expenditure Comparison



City of Casper, Wyoming
Weed & Pest Fund Statement of Revenues and Expenditures
For Fiscal Year 2023 as of September 30, 2022
25.00 % OF THE FISCAL YEAR HAS ELAPSED

	Revised Budget	Current Year To Date	Current Year % of Budget
	<hr/>	<hr/>	<hr/>
Revenues:			
Investments	\$ -	\$ -	
Local Taxes	800,000	3,041	0.38%
Misc Revenue	2,897	20,613	711.53%
Total Revenues	\$ 802,897	\$ 23,654	2.95%
	<hr/>	<hr/>	<hr/>
	Revised Budget	Current Year To Date	Current Year % of Budget
	<hr/>	<hr/>	<hr/>
Expenditures:			
Personnel Services	\$ 303,560	\$ 64,884	21.37%
Materials & Supplies	87,616	7,476	8.53%
Contractual Services	112,886	6,217	5.51%
Capital Outlay	207,000	-	0.00%
Other Costs	14,253	2,453	17.21%
Utility Expense	300	1,826	608.55%
Total Expenditures	\$ 725,615	\$ 82,855	11.42%
	<hr/>	<hr/>	<hr/>
Net Revenue (Shortfall)	\$ 77,282	\$ (59,202)	-8.47%

Weed & Pest Fund Summary of Cash and Investments

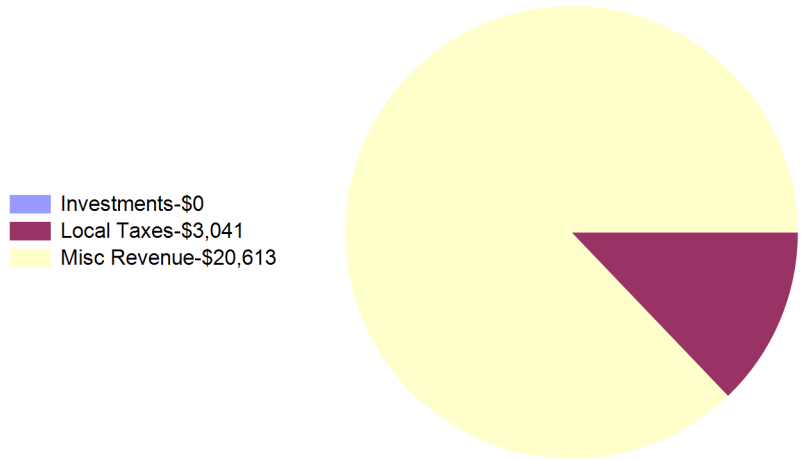
Cash	\$ 206,071
Investments	783,890
	<hr/>
	\$ 989,961

City of Casper, Wyoming

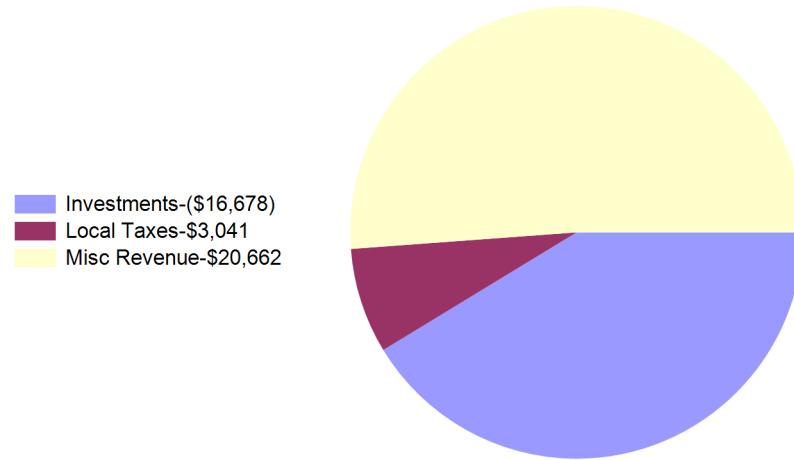
Weed & Pest Fund Summary of Revenues and Expenditures

For Fiscal Year 2023 as of September 30, 2022
25.00 % OF THE FISCAL YEAR HAS ELAPSED

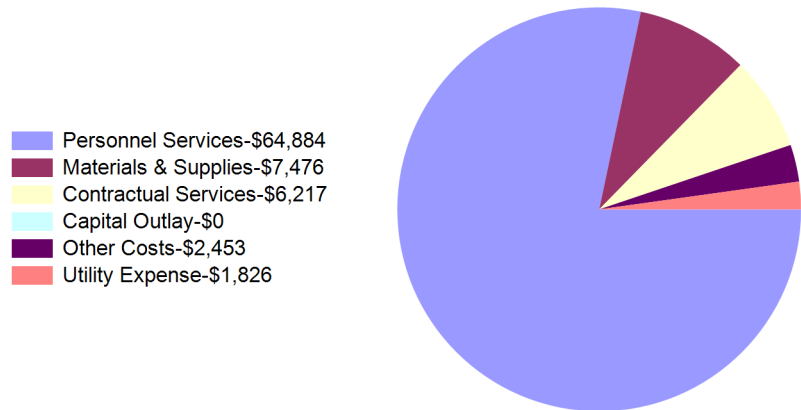
Year To Date Revenues
\$23,654



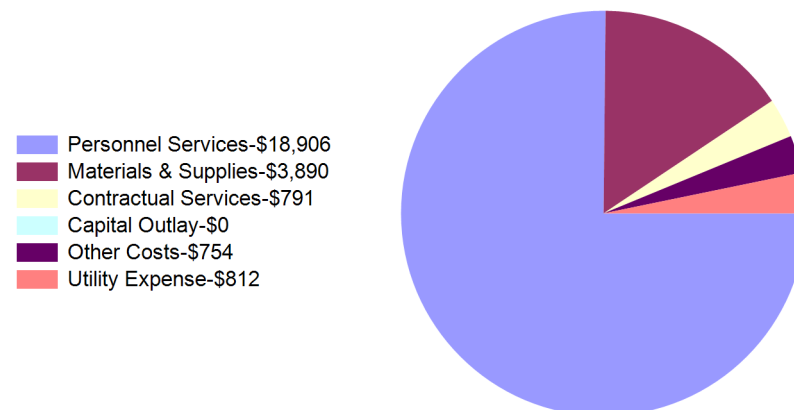
Month To Date Revenues
\$7,026



Year To Date Expenditures
\$82,855



Month To Date Expenditures
\$25,154



City of Casper, Wyoming
Special Fire Assistance Fund Statement of Revenues and Expenditures
For Fiscal Year 2023 as of September 30, 2022
25.00 % OF THE FISCAL YEAR HAS ELAPSED

	Revised Budget	Current Year To Date	Current Year % of Budget
Revenues:			
Intergovernmental	\$ 351,087	\$ 8,558	2.44%
Misc Revenue	109,985	-	0.00%
Total Revenues	\$ 461,072	\$ 8,558	1.86%
	Revised Budget	Current Year To Date	Current Year % of Budget
Expenditures:			
Personnel Services	\$ 59,985	\$ -	0.00%
Materials & Supplies	200,162	8,558	4.28%
Capital Outlay	200,926	-	0.00%
Total Expenditures	\$ 461,073	\$ 8,558	1.86%
Net Revenue (Shortfall)	\$ (1)	\$ -	0.00%

Special Fire Assistance Fund Summary of Cash and Investments

Cash	\$ 21,228
Investments	-
	<u>\$ 21,228</u>


City of Casper, Wyoming

Special Fire Assistance Fund Summary of Revenues and Expenditures

For Fiscal Year 2023 as of September 30, 2022
25.00 % OF THE FISCAL YEAR HAS ELAPSED


Year To Date Revenues
\$8,558

Intergovernmental-\$8,558
Misc Revenue-\$0




Month To Date Revenues
\$8,558

Intergovernmental-\$8,558
Misc Revenue-\$0



Year To Date Expenditures
\$8,558

Personnel Services-\$0
Materials & Supplies-\$8,558
Capital Outlay-\$0



Month To Date Expenditures
\$0

Personnel Services-\$0
Materials & Supplies-\$0
Capital Outlay-\$0



City of Casper, Wyoming
Revolving Land Fund Statement of Revenues and Expenditures
For Fiscal Year 2023 as of September 30, 2022
25.00 % OF THE FISCAL YEAR HAS ELAPSED

	Revised Budget	Current Year To Date	Current Year % of Budget
Revenues:			
Investments	\$ -	\$ -	
Misc Revenue	5,849	821	14.03%
Other Sources	1,725,000	-	0.00%
Total Revenues	\$ 1,730,849	\$ 821	0.05%

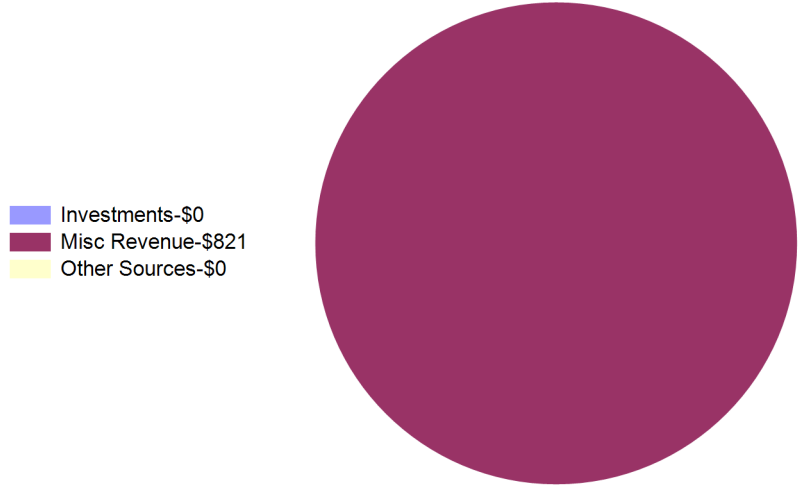
	Revised Budget	Current Year To Date	Current Year % of Budget
Expenditures:			
Contractual Services	\$ 45,295	\$ 8,902	19.65%
Capital Outlay	645,000	-	0.00%
Total Expenditures	\$ 690,295	\$ 8,902	1.29%
Net Revenue (Shortfall)	\$ 1,040,554	\$ (8,081)	-1.24%

Revolving Land Fund Summary of Cash and Investments

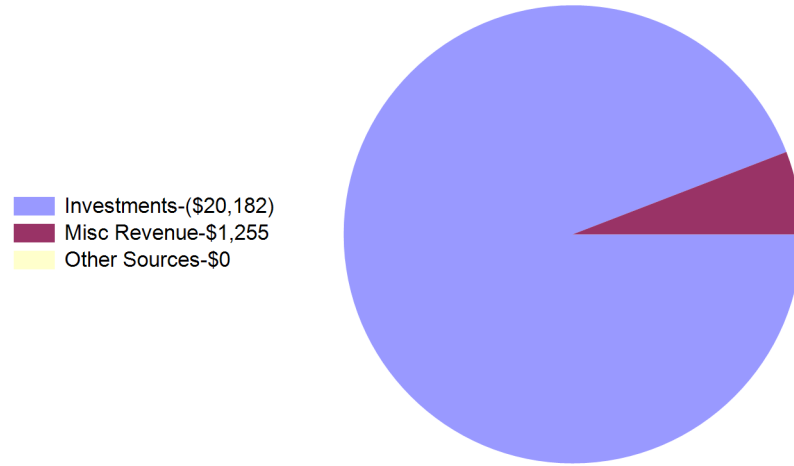
Cash	\$ 117,359
Investments	706,428
	<u>\$ 823,787</u>

City of Casper, Wyoming
Revolving Land Fund Summary of Revenues and Expenditures
For Fiscal Year 2023 as of September 30, 2022
25.00 % OF THE FISCAL YEAR HAS ELAPSED

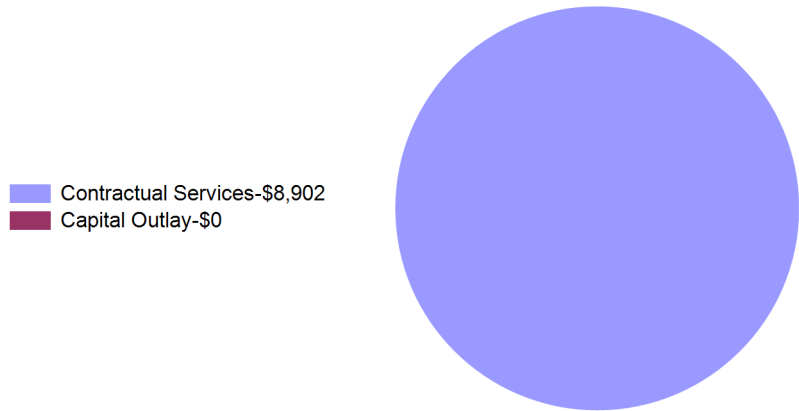
Year To Date Revenues
\$821



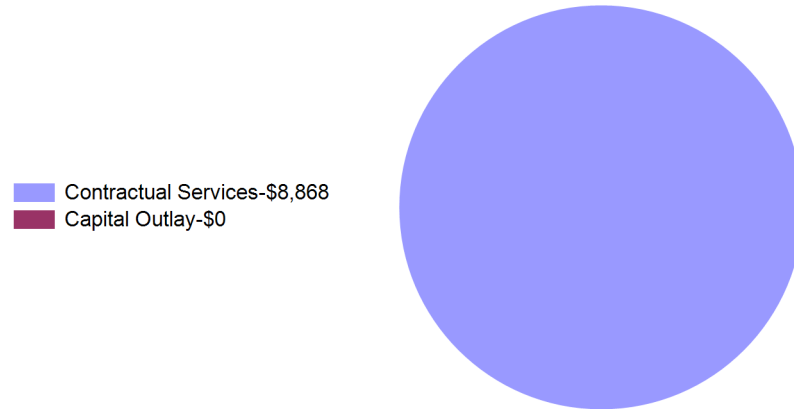
Month To Date Revenues
(\$18,926)



Year To Date Expenditures
\$8,902



Month To Date Expenditures
\$8,868



City of Casper, Wyoming
Police Grants Fund Statement of Revenues and Expenditures
For Fiscal Year 2023 as of September 30, 2022
25.00 % OF THE FISCAL YEAR HAS ELAPSED

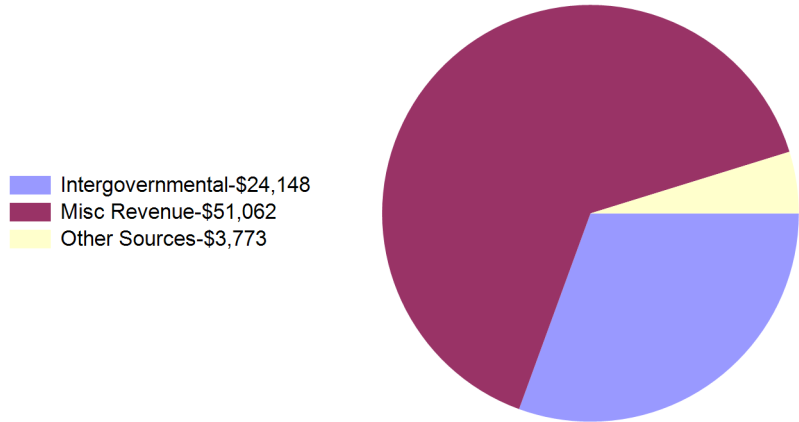
	<u>Revised Budget</u>	<u>Current Year To Date</u>	<u>Current Year % of Budget</u>
Revenues:			
Intergovernmental	\$ 207,416	\$ 24,148	11.64%
Misc Revenue	-	51,062	
Other Sources	15,093	3,773	25.00%
Total Revenues	\$ 222,509	\$ 78,983	35.50%
	<u>Revised Budget</u>	<u>Current Year To Date</u>	<u>Current Year % of Budget</u>
Expenditures:			
Personnel Services	\$ 177,209	\$ 23,636	13.34%
Materials & Supplies	6,700	4,171	62.25%
Contractual Services	37,000	11,885	32.12%
Capital Outlay	-	2,069	
Other Costs	1,600	-	0.00%
Total Expenditures	\$ 222,509	\$ 41,760	18.77%
Net Revenue (Shortfall)	\$ -	\$ 37,223	16.73%

Police Grants Fund Summary of Cash and Investments

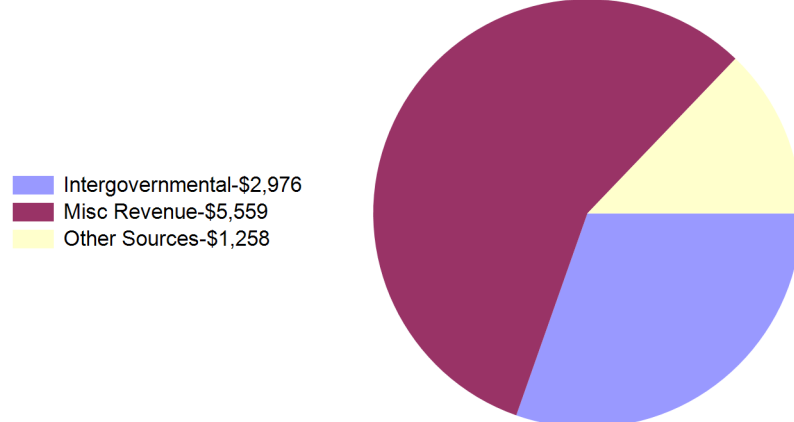
Cash	\$ 43,934
Investments	-
	<u>\$ 43,934</u>

City of Casper, Wyoming
Police Grants Fund Summary of Revenues and Expenditures
For Fiscal Year 2023 as of September 30, 2022
25.00 % OF THE FISCAL YEAR HAS ELAPSED

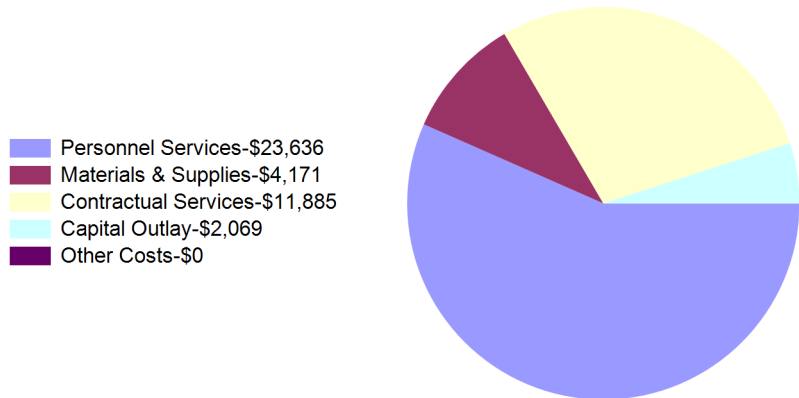
Year To Date Revenues
\$78,983



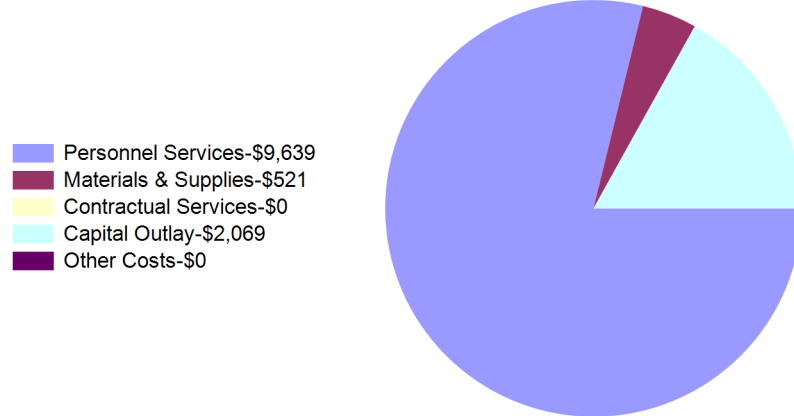
Month To Date Revenues
\$9,794



Year To Date Expenditures
\$41,760



Month To Date Expenditures
\$12,228



City of Casper, Wyoming
Public Transit Fund Statement of Revenues and Expenditures
For Fiscal Year 2023 as of September 30, 2022
25.00 % OF THE FISCAL YEAR HAS ELAPSED

	Revised Budget	Current Year To Date	Current Year % of Budget
Revenues:			
Intergovernmental	\$ 3,586,542	\$ -	0.00%
Goods and Svcs Rev	90,000	27,244	30.27%
Misc Revenue	150,852	-	0.00%
Other Sources	458,485	46,400	10.12%
Total Revenues	\$ 4,285,879	\$ 73,645	1.72%

	Revised Budget	Current Year To Date	Current Year % of Budget
Expenditures:			
Personnel Services	\$ 1,828,159	\$ 461,775	25.26%
Materials & Supplies	237,647	49,056	20.64%
Contractual Services	311,833	48,782	15.64%
Capital Outlay	1,855,899	101,768	5.48%
Other Costs	152,303	2,343	1.54%
Utility Expense	17,600	1,379	7.84%
Total Expenditures	\$ 4,403,441	\$ 665,104	15.10%
Net Revenue (Shortfall)	\$ (117,562)	\$ (591,459)	-13.39%


Public Transit Fund Summary of Cash and Investments

Cash	\$ (1,491,127)
Investments	-
	<u>\$ (1,491,127)</u>

City of Casper, Wyoming
Public Transit Fund Summary of Revenues and Expenditures
For Fiscal Year 2023 as of September 30, 2022
25.00 % OF THE FISCAL YEAR HAS ELAPSED

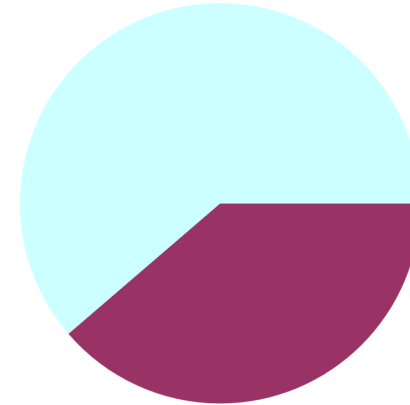
Year To Date Revenues
\$73,645

Intergovernmental-\$0
Goods and Svcs Rev-\$27,244
Misc Revenue-\$0
Other Sources-\$46,400



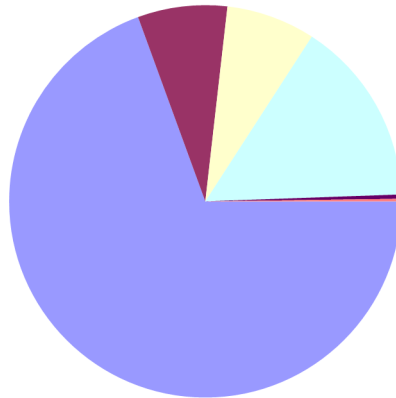
Month To Date Revenues
\$25,231

Intergovernmental-\$0
Goods and Svcs Rev-\$9,765
Misc Revenue-\$0
Other Sources-\$15,467



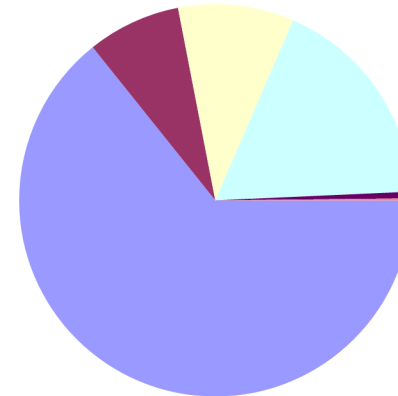
Year To Date Expenditures
\$665,104

Personnel Services-\$461,775
Materials & Supplies-\$49,056
Contractual Services-\$48,782
Capital Outlay-\$101,768
Other Costs-\$2,343
Utility Expense-\$1,379



Month To Date Expenditures
\$304,918

Personnel Services-\$195,919
Materials & Supplies-\$23,462
Contractual Services-\$29,114
Capital Outlay-\$54,268
Other Costs-\$1,659
Utility Expense-\$496



City of Casper, Wyoming
Metropolitan Planning Fund Statement of Revenues and Expenditures
For Fiscal Year 2023 as of September 30, 2022
25.00 % OF THE FISCAL YEAR HAS ELAPSED

	Revised Budget	Current Year To Date	Current Year % of Budget
Revenues:			
Intergovernmental	\$ 1,457,634	\$ -	0.00%
Misc Revenue	24,642	-	0.00%
Other Sources	67,684	16,921	25.00%
Total Revenues	\$ 1,549,960	\$ 16,921	1.09%
	Revised Budget	Current Year To Date	Current Year % of Budget
Expenditures:			
Personnel Services	\$ 370,017	\$ 78,008	21.08%
Materials & Supplies	8,000	547	6.84%
Contractual Services	2,000	263	13.17%
Capital Outlay	1,168,651	35,741	3.06%
Other Costs	13,000	3,809	29.30%
Total Expenditures	\$ 1,561,668	\$ 118,368	7.58%
Net Revenue (Shortfall)	\$ (11,708)	\$ (101,447)	-6.49%

Metropolitan Planning Fund Summary of Cash and Investments

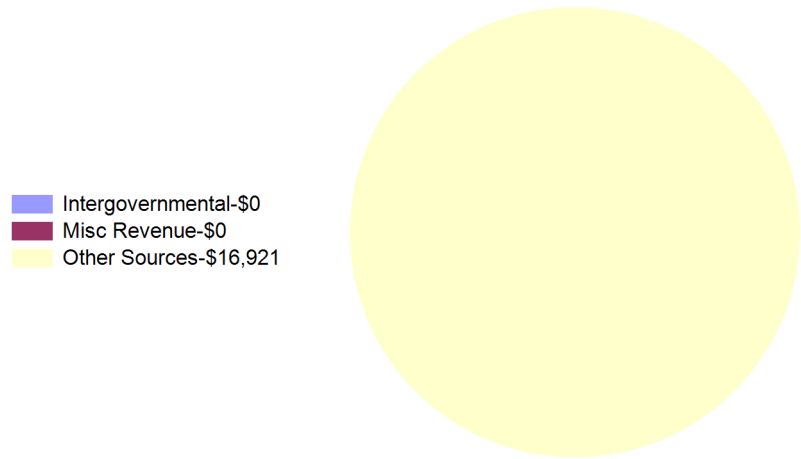
Cash	\$ 171,724
Investments	-
	<u>\$ 171,724</u>

City of Casper, Wyoming

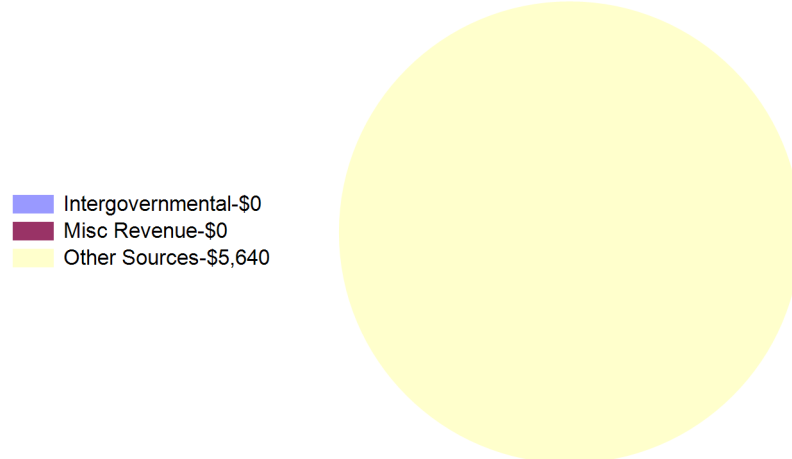
Metropolitan Planning Fund Summary of Revenues and Expenditures

For Fiscal Year 2023 as of September 30, 2022
25.00 % OF THE FISCAL YEAR HAS ELAPSED

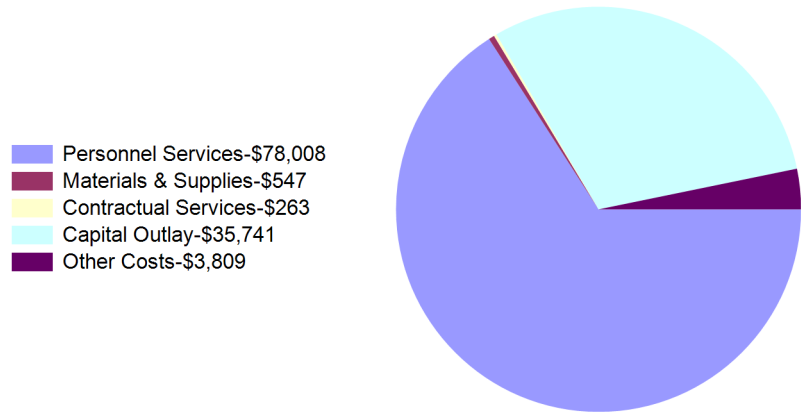
Year To Date Revenues
\$16,921



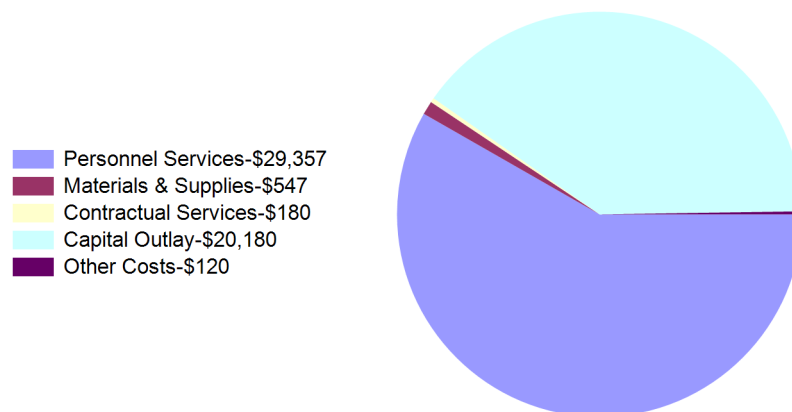
Month To Date Revenues
\$5,640



Year To Date Expenditures
\$118,368



Month To Date Expenditures
\$50,384



City of Casper, Wyoming
Redevelopment Loan Fund Statement of Revenues and Expenditures
For Fiscal Year 2023 as of September 30, 2022
25.00 % OF THE FISCAL YEAR HAS ELAPSED

	Revised Budget	Current Year To Date	Current Year % of Budget
Revenues:			
Other Sources	\$ 63,157	\$ 59,892	94.83%
Total Revenues	\$ 63,157	\$ 59,892	94.83%
Expenditures:			
Debt Service	\$ 63,157	\$ 59,892	94.83%
Total Expenditures	\$ 63,157	\$ 59,892	94.83%
Net Revenue (Shortfall)	\$ -	\$ -	0.00%

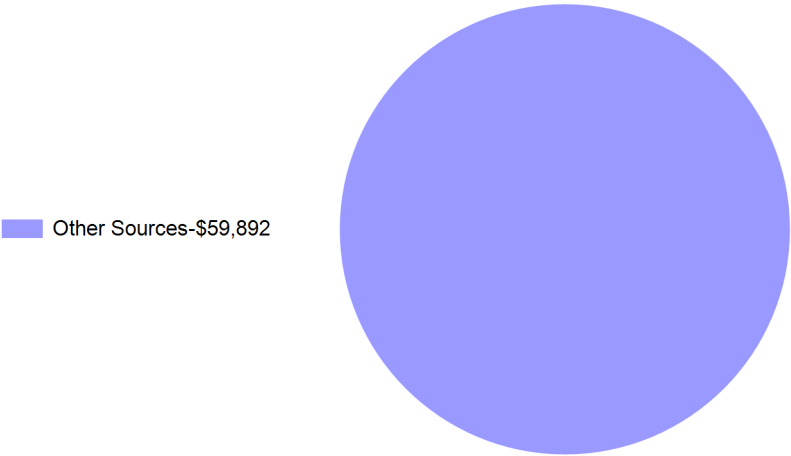
Redevelopment Loan Fund Summary of Cash and Investments

Cash	\$ 100,937
Investments	-
	<u>\$ 100,937</u>

City of Casper, Wyoming
Redevelopment Loan Fund Summary of Revenues and Expenditures
For Fiscal Year 2023 as of September 30, 2022
25.00 % OF THE FISCAL YEAR HAS ELAPSED

Year To Date Revenues
\$59,892

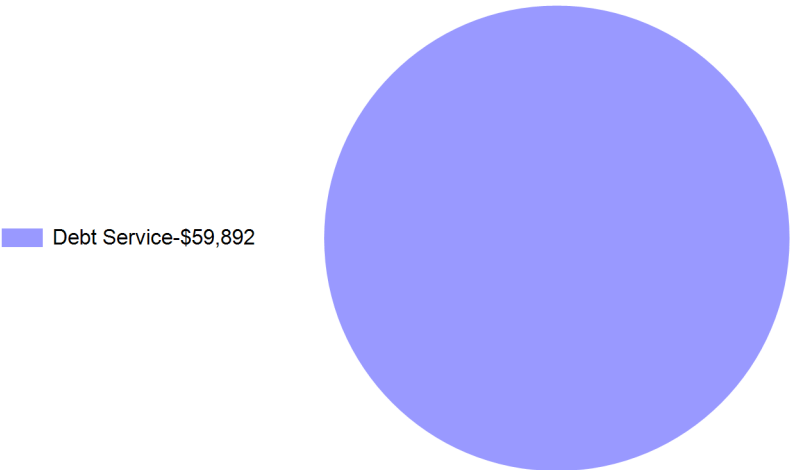
Month To Date Revenues
\$0



Other Sources-\$0

Year To Date Expenditures
\$59,892

Month To Date Expenditures
\$0



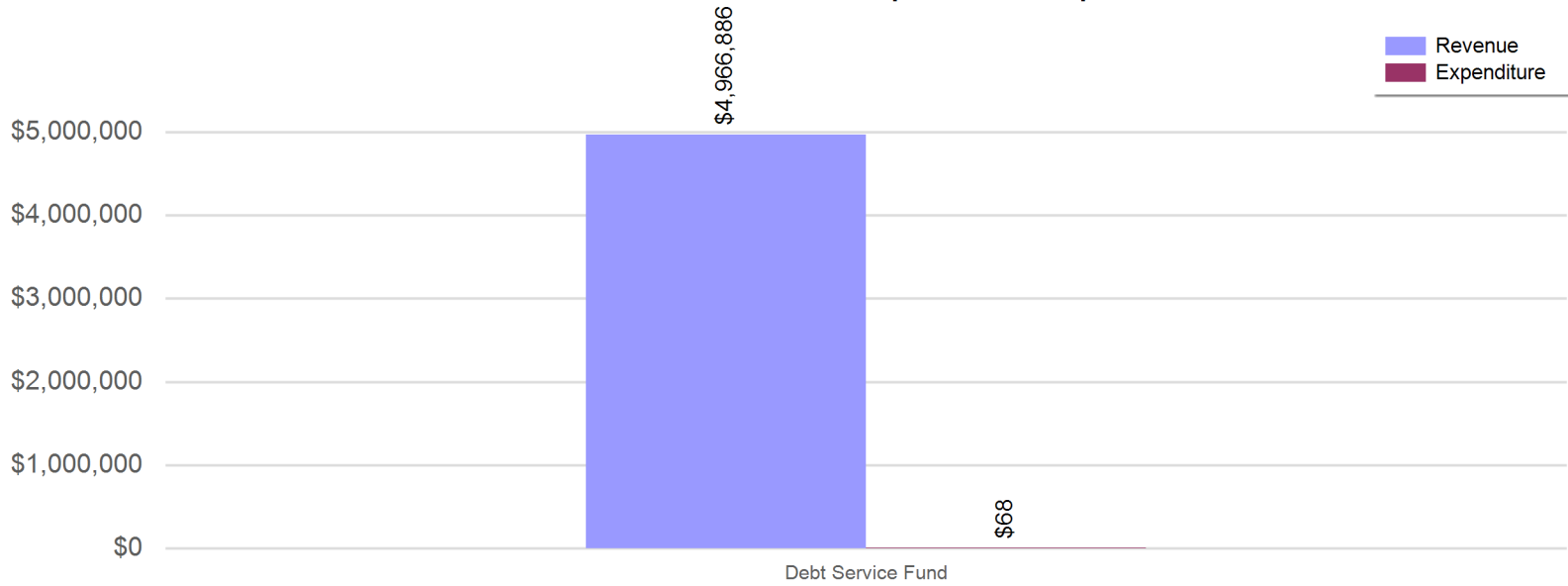
Debt Service-\$0

City of Casper, Wyoming
Debt Service Funds Balance Sheet
For Fiscal Year 2023 as of September 30, 2022
25.00 % OF THE FISCAL YEAR HAS ELAPSED

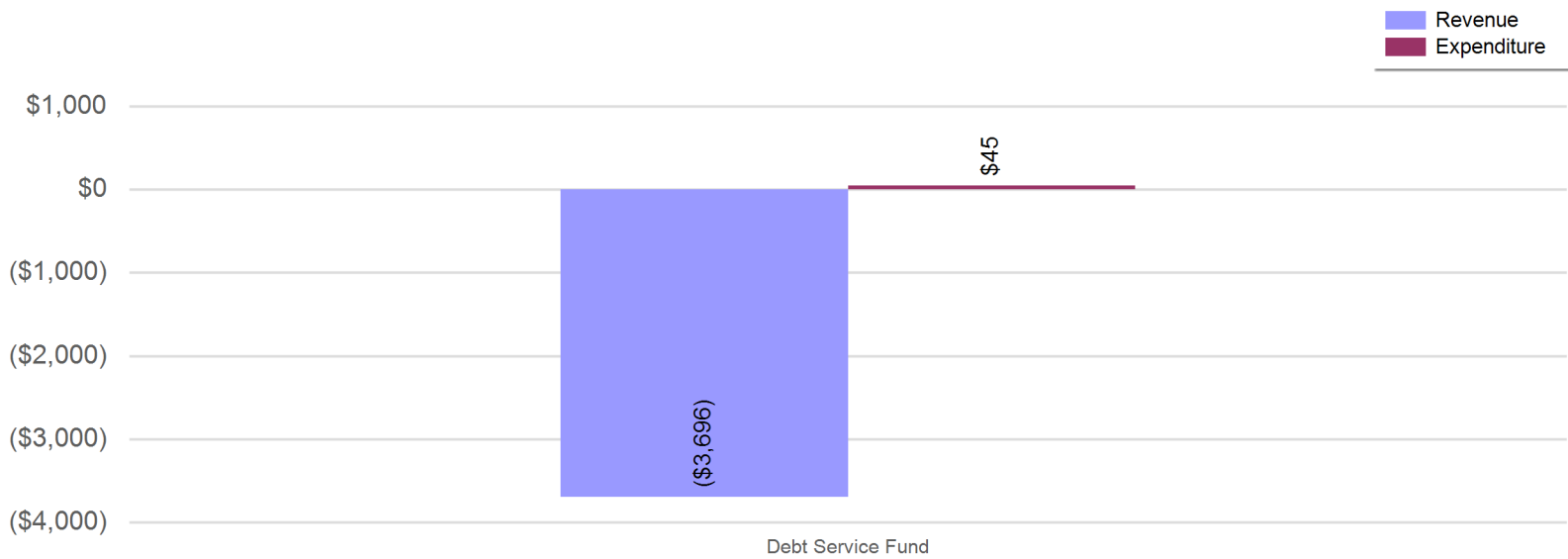
	<u>Debt Service Fund</u>
ASSETS	
Current Assets	
Cash	\$ 207,630
Investments	5,536,640
Market Adjustments	-
Interest Receivable	9,176
Loans Receivable	117,050
Accounts Receivable	(23,665)
Total Current Assets	<u>5,846,831</u>
Total Assets	<u>\$ 5,846,831</u>
LIABILITIES	
Current Liabilities	
Accounts Payable	\$ -
Deferred Revenue	116,164
Total Current Liabilities	<u>116,164</u>
Total Liabilities	<u>\$ 116,164</u>
NET POSITION	
Unrestricted	\$ 5,730,667
Total Net Position	<u>\$ 5,730,667</u>

City of Casper, Wyoming
Debt Service Funds Revenue and Expenditure Comparison
For Fiscal Year 2023 as of September 30, 2022
25.00 % OF THE FISCAL YEAR HAS ELAPSED

Debt Service Funds YTD Revenue and Expenditure Comparison



Debt Service Funds MTD Revenue and Expenditure Comparison



City of Casper, Wyoming
Local Assessment District Fund Statement of Revenues and Expenditures
For Fiscal Year 2023 as of September 30, 2022
25.00 % OF THE FISCAL YEAR HAS ELAPSED

	<u>Revised Budget</u>	<u>Current Year To Date</u>	<u>Current Year % of Budget</u>
Revenues:			
Investments	\$ -	\$ -	
Misc Revenue	108,788	10,414	9.57%
Other Sources	4,956,472	4,956,472	100.00%
Total Revenues	\$ 5,065,260	\$ 4,966,886	98.06%
	<u>Revised Budget</u>	<u>Current Year To Date</u>	<u>Current Year % of Budget</u>
Expenditures:			
Contractual Services	\$ 6,538	\$ 68	1.04%
Debt Service	364,706	-	0.00%
Transfers Out	118,374	-	0.00%
Total Expenditures	\$ 489,618	\$ 68	0.01%
Net Revenue (Shortfall)	\$ 4,575,642	\$ 4,966,817	98.04%

Local Assessment District Fund Summary of Cash and Investments


Cash	\$ 207,630
Investments	5,536,640
	<u>\$ 5,744,270</u>

City of Casper, Wyoming

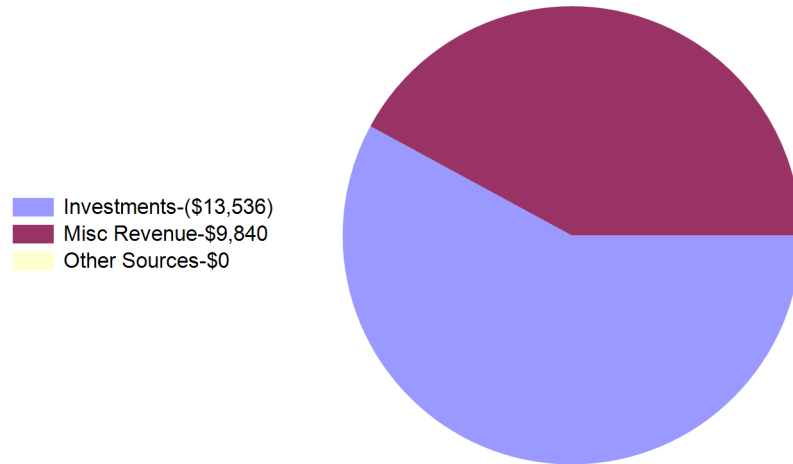
Local Assessment District Fund Summary of Revenues and Expenditures

For Fiscal Year 2023 as of September 30, 2022
25.00 % OF THE FISCAL YEAR HAS ELAPSED

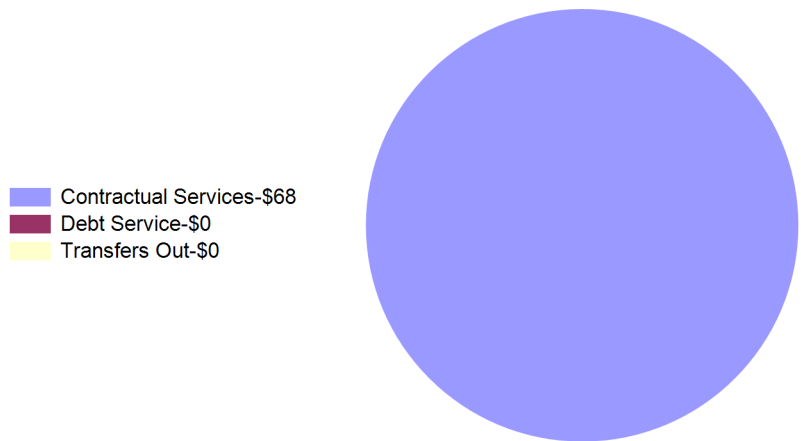
Year To Date Revenues
\$4,966,886



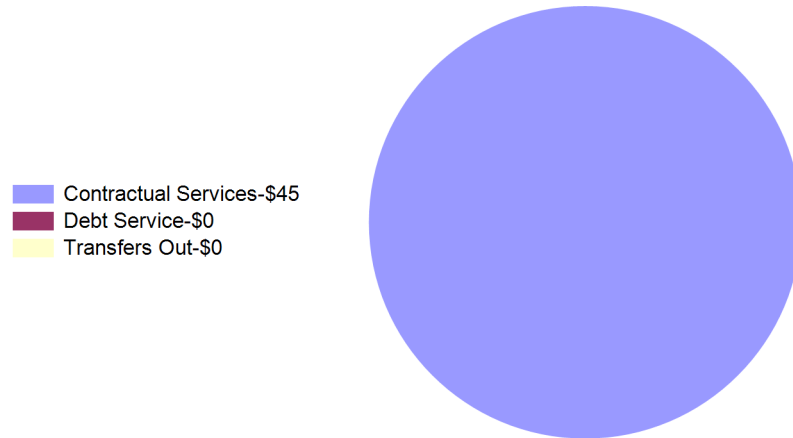
Month To Date Revenues
(\$3,696)



Year To Date Expenditures
\$68



Month To Date Expenditures
\$45

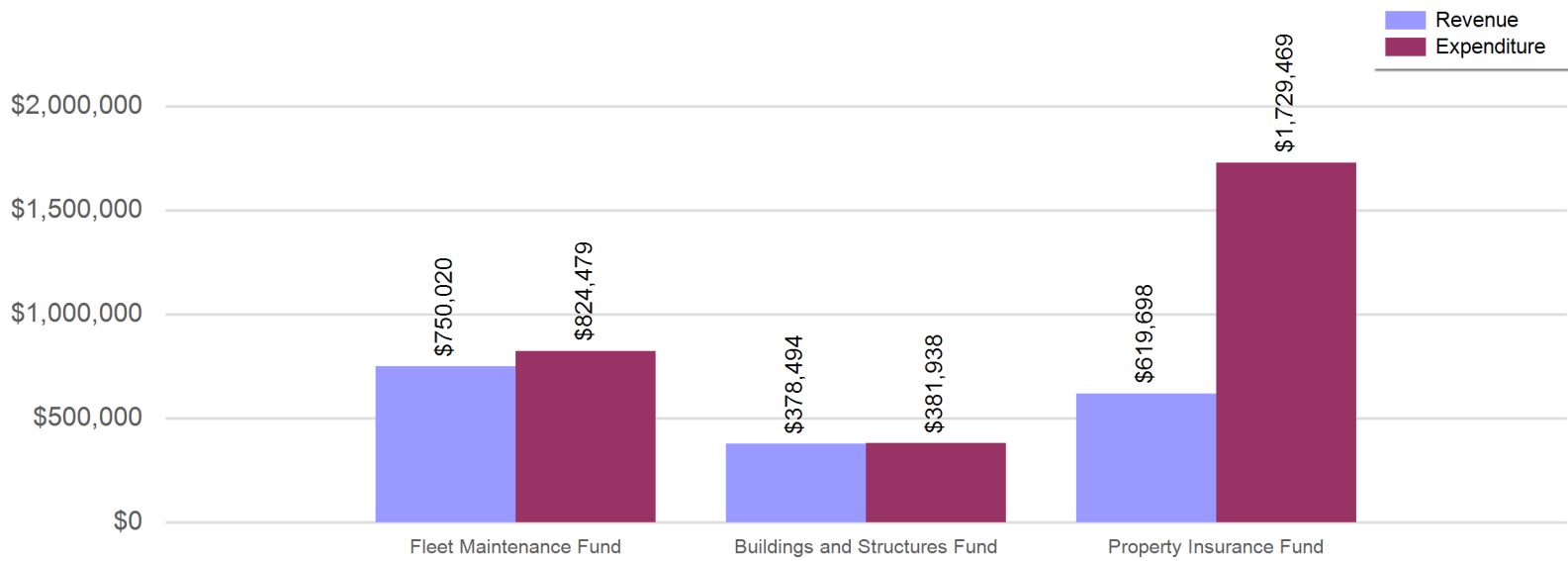


City of Casper, Wyoming
Internal Service Funds Consolidated Balance Sheet
For Fiscal Year 2023 as of September 30, 2022
25.00 % OF THE FISCAL YEAR HAS ELAPSED

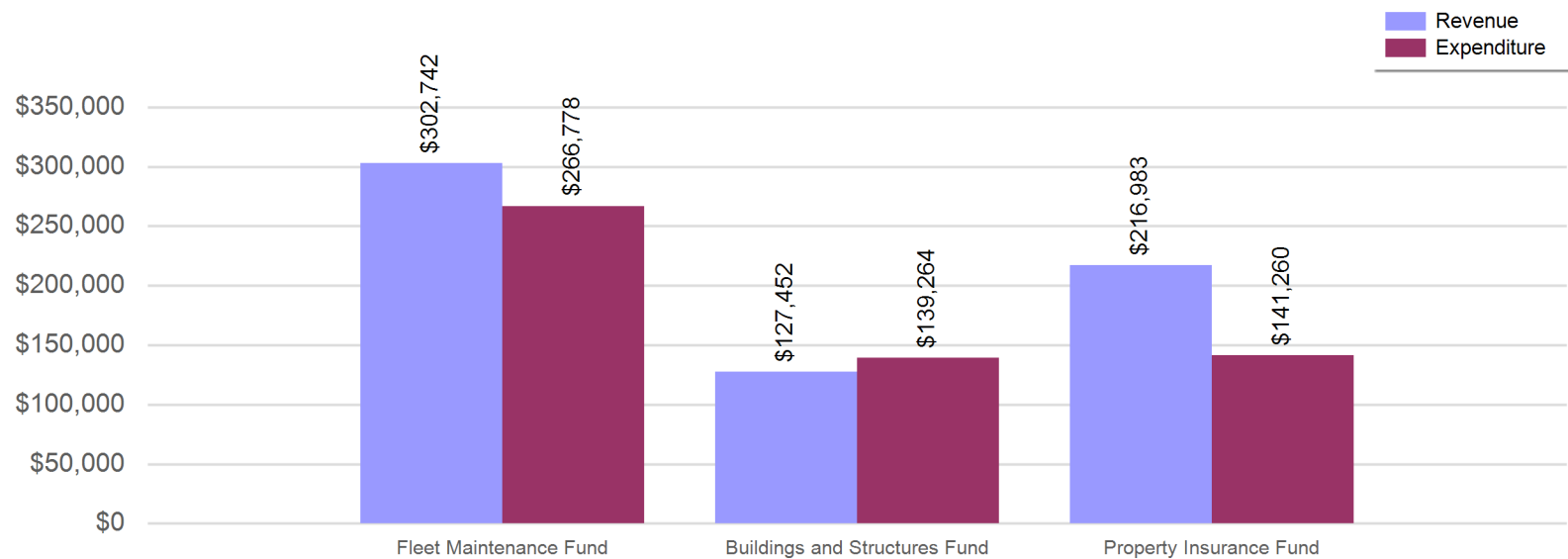
	Fleet Maintenance Fund	Buildings and Structures Fund	Property Insurance Fund
ASSETS			
Current Assets			
Cash	\$ 191,211	\$ 385,186	\$ (827,737)
Inventory	97,575		
Accounts Receivable	2,146	9,920	26,840
Total Current Assets	<u>290,932</u>	<u>395,106</u>	<u>(800,897)</u>
Capital Assets			
Equipment	589,674	199,618	
Accumulated Depreciation	(586,975)	(191,367)	
Total Capital Assets	<u>2,699</u>	<u>8,251</u>	
Total Assets	<u>\$ 293,631</u>	<u>\$ 403,357</u>	<u>\$ (800,897)</u>
DEFERRED OUTFLOWS OF RESOURCES			
Total Deferred Outflows Of Resources	<u>\$ 639,481</u>	<u>\$ 533,259</u>	<u>\$ 71,076</u>
LIABILITIES			
Current Liabilities			
Accounts Payable	\$ 98,523	\$ 37,332	\$ 25,014
Accrued Wages and Benefits Payable	26,703	18,748	9,993
Total Current Liabilities	<u>125,226</u>	<u>56,080</u>	<u>35,007</u>
Non-Current Liabilities			
Accrued Comp ABS	39,163	30,809	9,492
Net Pension Liability	443,722	304,485	165,248
Net OPEB Liability	659,074	565,856	42,975
Total Non-Current Liabilities	<u>1,141,959</u>	<u>901,151</u>	<u>217,715</u>
Total Liabilities	<u>\$ 1,267,185</u>	<u>\$ 957,231</u>	<u>\$ 252,722</u>
DEFERRED INFLOWS OF RESOURCES			
Total Deferred Inflows Of Resources	<u>\$ 410,198</u>	<u>\$ 293,211</u>	<u>\$ 130,351</u>
NET POSITION			
Net Investment in Capital Assets	\$ 2,699	\$ 8,251	\$
Unrestricted	(746,970)	(322,076)	(1,112,895)
Total Net Position	<u>\$ (744,272)</u>	<u>\$ (313,825)</u>	<u>\$ (1,112,895)</u>

City of Casper, Wyoming
Internal Service Funds Revenue and Expenditure Comparison
For Fiscal Year 2023 as of September 30, 2022
25.00 % OF THE FISCAL YEAR HAS ELAPSED

Internal Service Funds YTD Revenue and Expenditure Comparison



Internal Service Funds MTD Revenue and Expenditure Comparison



City of Casper, Wyoming
Fleet Maintenance Fund Statement of Revenues and Expenditures
For Fiscal Year 2023 as of September 30, 2022
25.00 % OF THE FISCAL YEAR HAS ELAPSED

	Revised Budget	Current Year To Date	Current Year % of Budget
Revenues:			
Goods and Svcs Rev	\$ 2,445,927	\$ 534,929	21.87%
Misc Revenue	972,000	215,090	22.13%
Total Revenues	\$ 3,417,927	\$ 750,020	21.94%

	Revised Budget	Current Year To Date	Current Year % of Budget
Expenditures:			
Personnel Services	\$ 969,340	\$ 242,481	25.02%
Materials & Supplies	1,825,001	456,815	25.03%
Contractual Services	570,811	108,197	18.95%
Other Costs	31,475	7,244	23.01%
Utility Expense	21,300	9,742	45.74%
Total Expenditures	\$ 3,417,927	\$ 824,479	24.12%
Net Revenue (Shortfall)	\$ -	\$ (74,459)	-2.18%

Fleet Maintenance Fund Summary of Cash and Investments

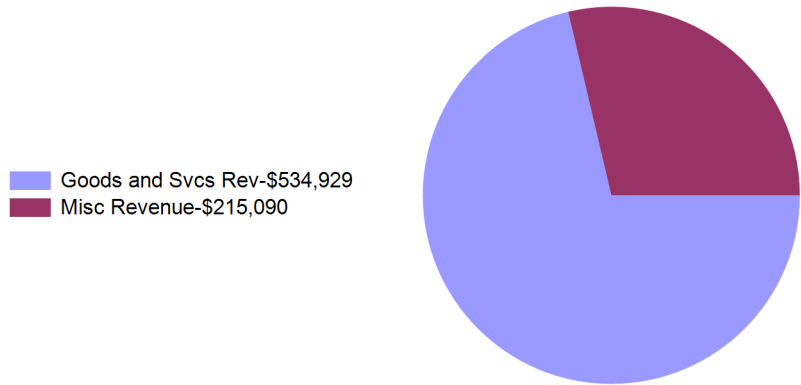
Cash	\$ 191,211
Investments	-
	<u>\$ 191,211</u>

City of Casper, Wyoming

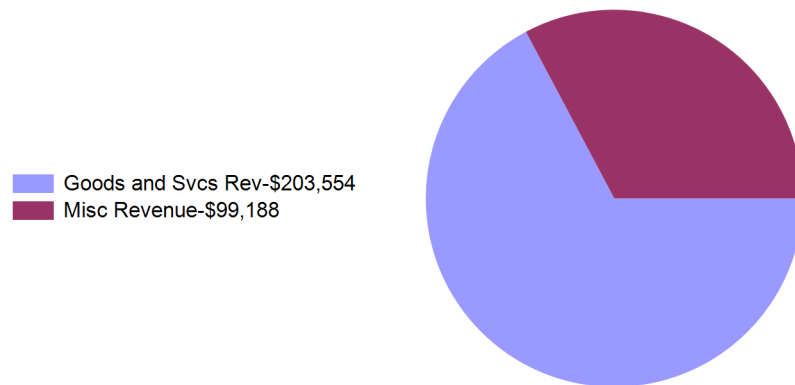
Fleet Maintenance Fund Summary of Revenues and Expenditures

For Fiscal Year 2023 as of September 30, 2022
25.00 % OF THE FISCAL YEAR HAS ELAPSED

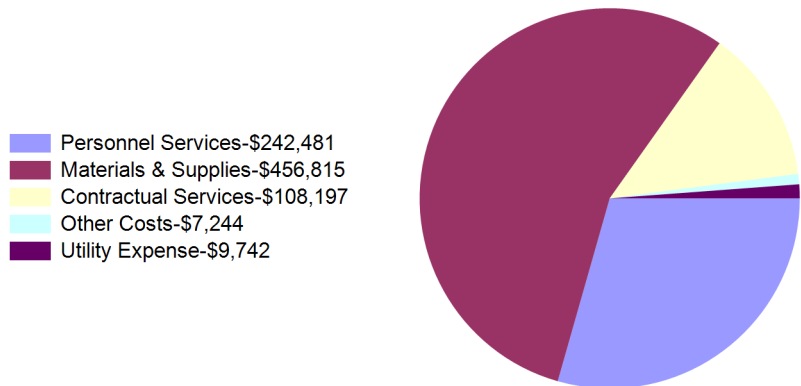
Year To Date Revenues
\$750,020



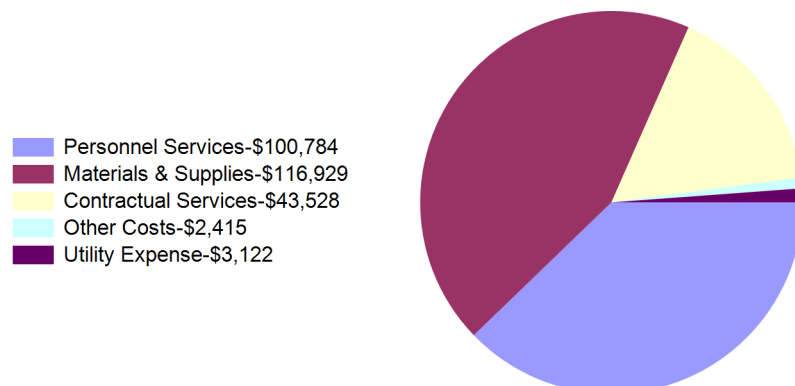
Month To Date Revenues
\$302,742



Year To Date Expenditures
\$824,479



Month To Date Expenditures
\$266,778



City of Casper, Wyoming
Buildings & Structures Fund Statement of Revenues and Expenditures

For Fiscal Year 2023 as of September 30, 2022
25.00 % OF THE FISCAL YEAR HAS ELAPSED

	<u>Revised Budget</u>	<u>Current Year To Date</u>	<u>Current Year % of Budget</u>
Revenues:			
Goods and Svcs Rev	\$ 1,536,459	\$ 377,259	24.55%
Other Sources	4,940	1,235	25.00%
Total Revenues	\$ 1,541,399	\$ 378,494	24.56%
	<u>Revised Budget</u>	<u>Current Year To Date</u>	<u>Current Year % of Budget</u>
Expenditures:			
Personnel Services	\$ 1,066,110	\$ 231,338	21.70%
Materials & Supplies	275,182	97,137	35.30%
Contractual Services	165,371	42,260	25.55%
Capital Outlay	2,611	2,611	100.00%
Transfers Out	3,750	-	0.00%
Other Costs	38,694	8,048	20.80%
Utility Expense	4,196	543	12.94%
Total Expenditures	\$ 1,555,914	\$ 381,938	24.55%
Net Revenue (Shortfall)	\$ (14,515)	\$ (3,444)	0.01%

Buildings & Structures Fund Summary of Cash and Investments

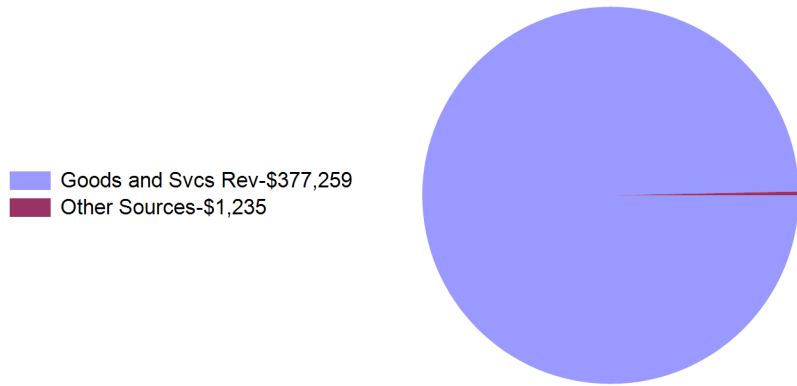
Cash	\$ 385,186
Investments	-
	<u>\$ 385,186</u>

City of Casper, Wyoming

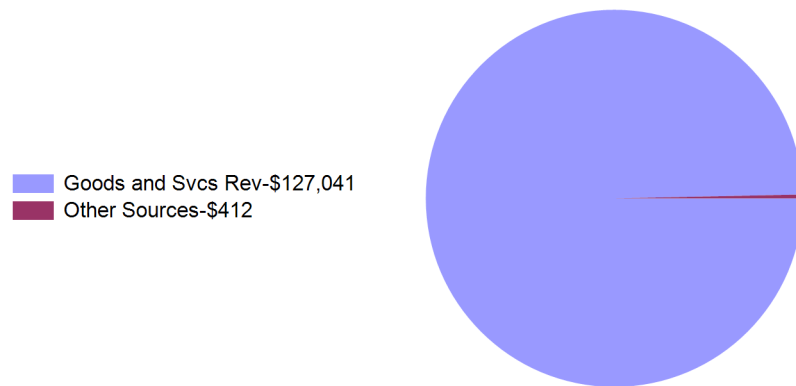
Buildings & Structures Fund Summary of Revenues and Expenditures

For Fiscal Year 2023 as of September 30, 2022
25.00 % OF THE FISCAL YEAR HAS ELAPSED

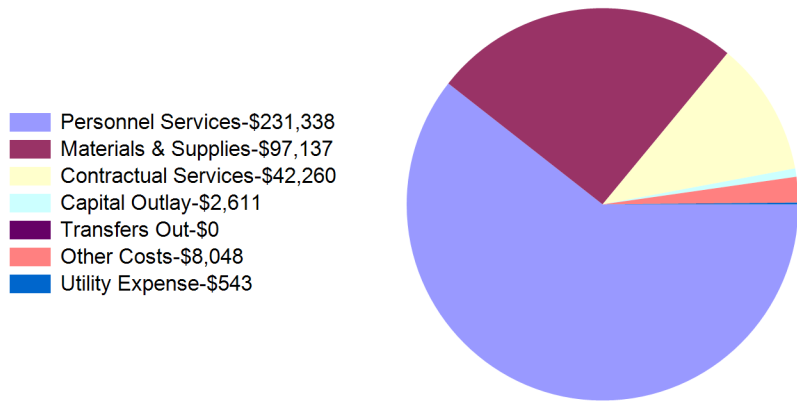
Year To Date Revenues
\$378,494



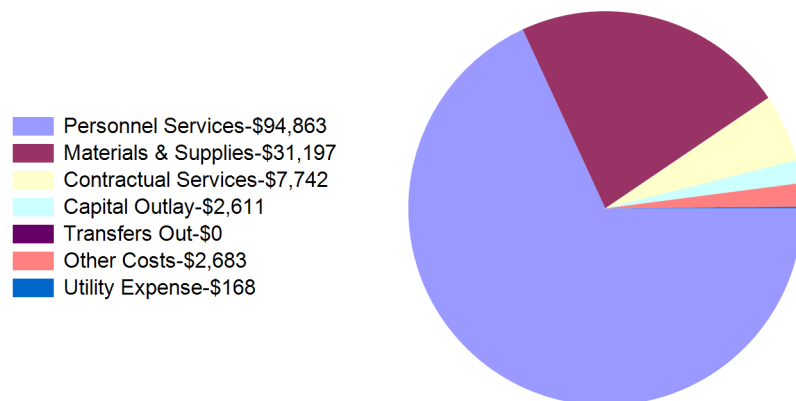
Month To Date Revenues
\$127,452



Year To Date Expenditures
\$381,938



Month To Date Expenditures
\$139,264



City of Casper, Wyoming
Property Insurance Fund Statement of Revenues and Expenditures
For Fiscal Year 2023 as of September 30, 2022
25.00 % OF THE FISCAL YEAR HAS ELAPSED

	<u>Revised Budget</u>	<u>Current Year To Date</u>	<u>Current Year % of Budget</u>
Revenues:			
Intergovernmental	\$ 10,000	\$ -	0.00%
Goods and Svcs Rev	2,433,512	588,679	24.19%
Misc Revenue	168,500	31,019	18.41%
Total Revenues	\$ 2,612,012	\$ 619,698	23.72%
	<u>Revised Budget</u>	<u>Current Year To Date</u>	<u>Current Year % of Budget</u>
Expenditures:			
Personnel Services	\$ 347,976	\$ 91,192	26.21%
Materials & Supplies	267,775	142,915	53.37%
Contractual Services	107,966	32,565	30.16%
Capital Outlay	148,662	972	0.65%
Transfers Out	5,000	-	0.00%
Other Costs	1,487,460	1,461,810	98.28%
Utility Expense	2,150	16	0.75%
Total Expenditures	\$ 2,366,989	\$ 1,729,469	73.07%
Net Revenue (Shortfall)	\$ 245,023	\$ (1,109,771)	-49.34%

Property Insurance Fund Summary of Cash and Investments

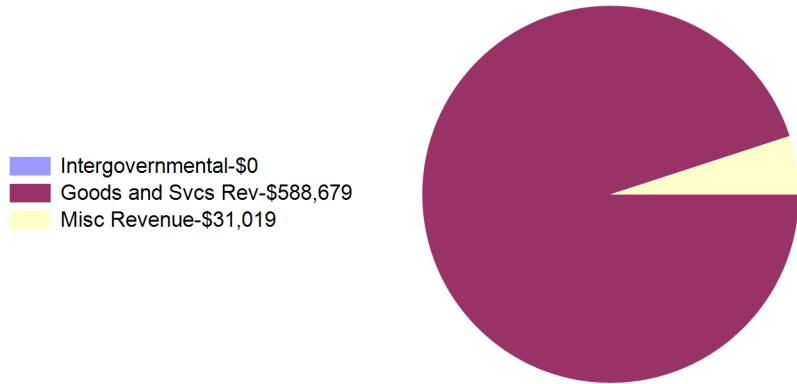
Cash	\$ (827,737)
	<u>\$ (827,737)</u>

City of Casper, Wyoming

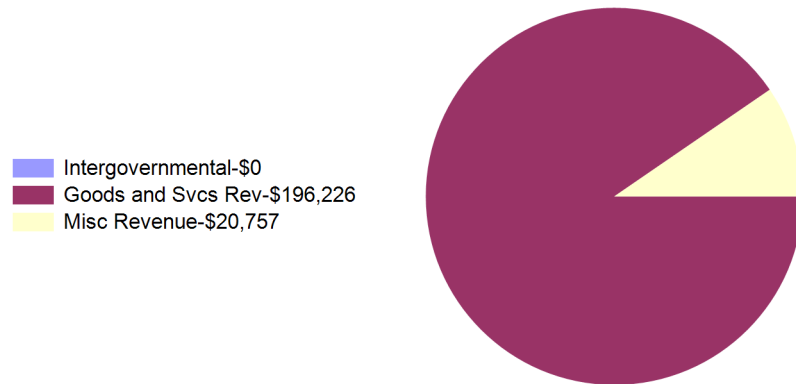
Property Insurance Fund Summary of Revenues and Expenditures

For Fiscal Year 2023 as of September 30, 2022
25.00 % OF THE FISCAL YEAR HAS ELAPSED

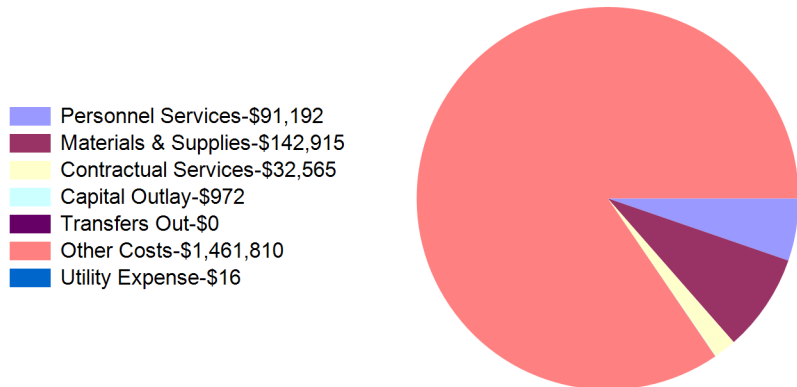
Year To Date Revenues
\$619,698



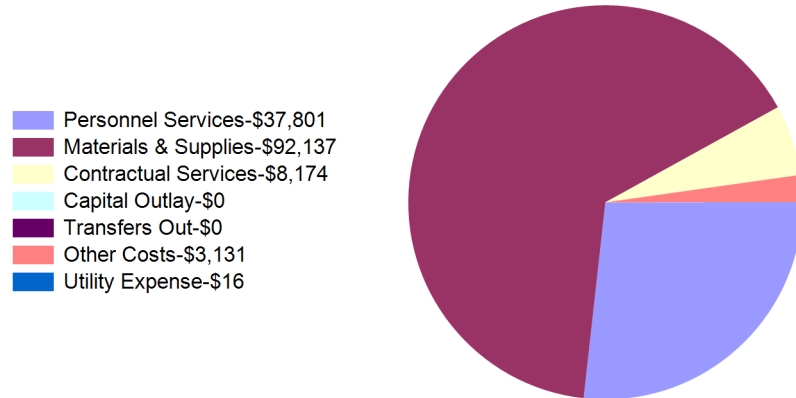
Month To Date Revenues
\$216,983



Year To Date Expenditures
\$1,729,469



Month To Date Expenditures
\$141,260



City of Casper, Wyoming

Trust & Agency Funds Consolidated Balance Sheet

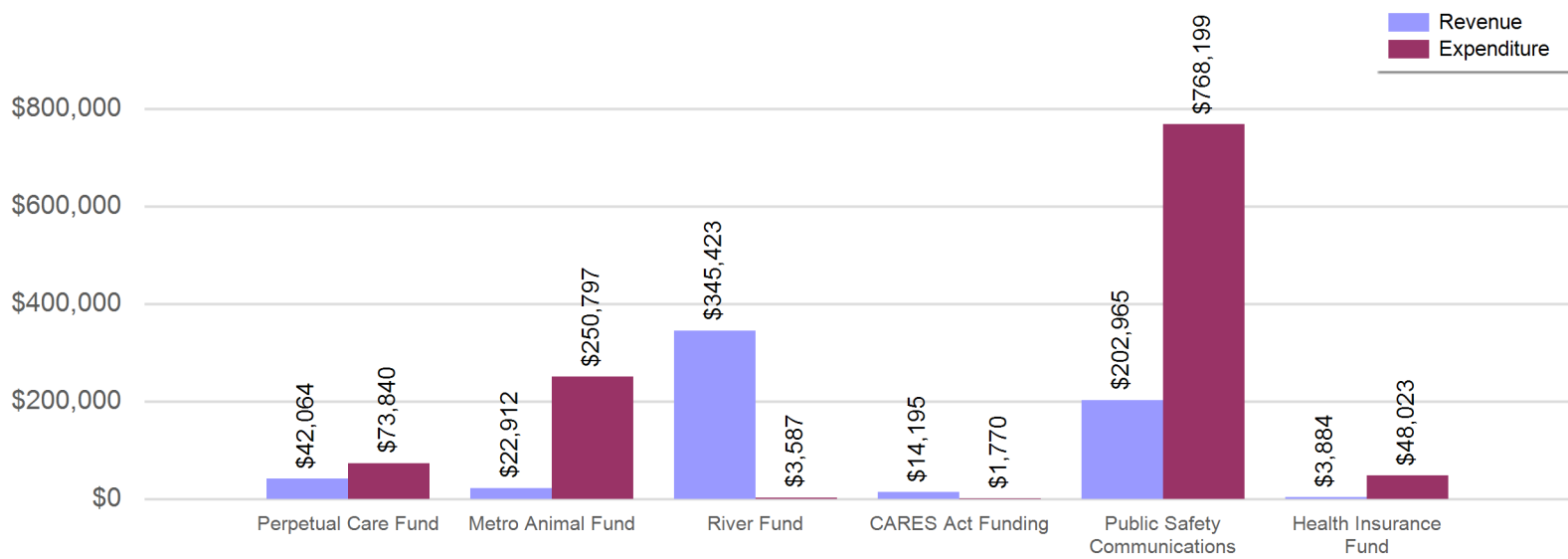
For Fiscal Year 2023 as of September 30, 2022

25.00 % OF THE FISCAL YEAR HAS ELAPSED

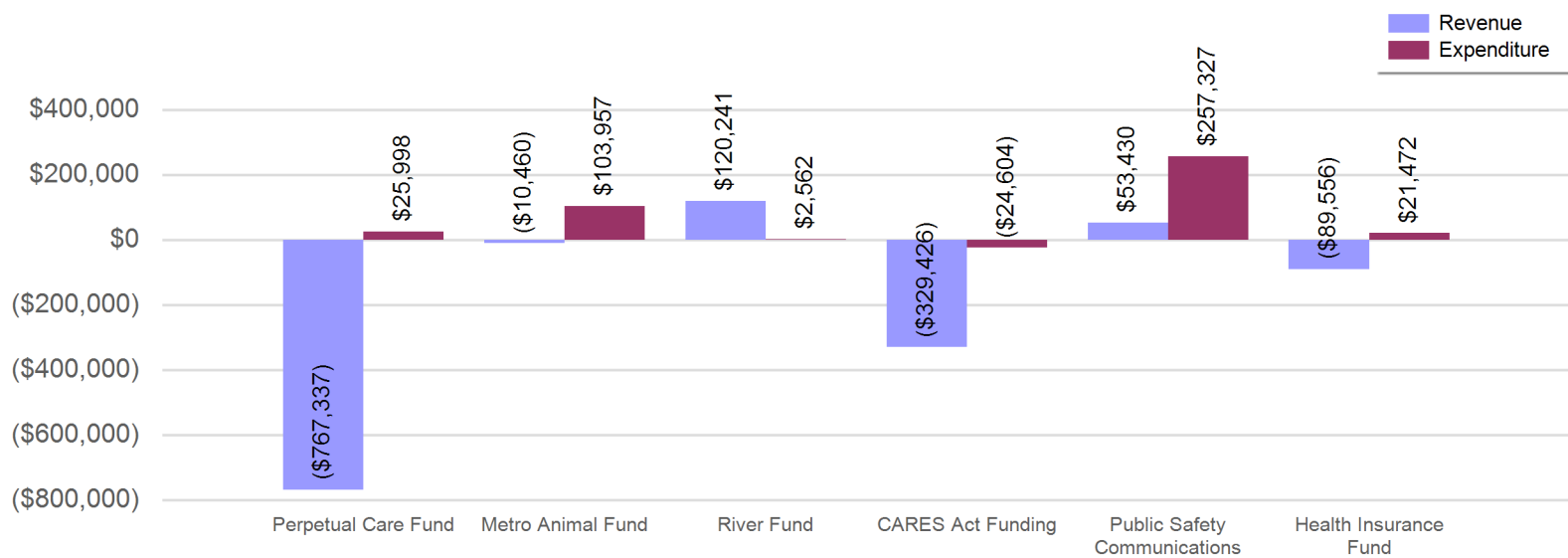
	Perpetual Care Fund	Metro Animal Fund	River Fund	CARES Act Funding	Public Safety Communications	Health Insurance Fund
ASSETS						
Current Assets						
Cash	\$ 581,330	\$ 201,017	\$ 863,379	\$ 50,101	\$ 213,118	\$ 139,029
Investments	28,954,125	540,670	100,056	12,242,707		3,342,722
Market Adjustments	-	-		-		-
Loans Receivable	963,323					
Accounts Receivable	-	5,517	-		158	
Prepaid Expenses					35,002	
Total Current Assets	<u>30,498,779</u>	<u>747,204</u>	<u>963,436</u>	<u>12,292,808</u>	<u>248,277</u>	<u>3,481,751</u>
Total Assets	<u>\$ 30,498,779</u>	<u>\$ 747,204</u>	<u>\$ 963,436</u>	<u>\$ 12,292,808</u>	<u>\$ 248,277</u>	<u>\$ 3,481,751</u>
LIABILITIES						
Current Liabilities						
Accounts Payable	\$ -	\$ 33,847	\$ 18	\$ -	\$ 63,291	\$ 56,203
Accrued Wages and Benefits Payable		20,515	-	-	60,975	
Deferred Revenue			223,000	1,115,446		
Total Current Liabilities	<u>-</u>	<u>54,362</u>	<u>223,018</u>	<u>1,115,446</u>	<u>124,266</u>	<u>56,203</u>
Total Liabilities	<u>\$ -</u>	<u>\$ 54,362</u>	<u>\$ 223,018</u>	<u>\$ 1,115,446</u>	<u>\$ 124,266</u>	<u>\$ 56,203</u>
NET POSITION						
Unrestricted	\$ 30,498,779	\$ 692,842	\$ 740,418	\$ 11,177,361	\$ 124,011	\$ 3,425,548
Total Net Position	<u>\$ 30,498,779</u>	<u>\$ 692,842</u>	<u>\$ 740,418</u>	<u>\$ 11,177,361</u>	<u>\$ 124,011</u>	<u>\$ 3,425,548</u>

City of Casper, Wyoming
Trust & Agency Funds Revenue and Expenditure Comparison
For Fiscal Year 2023 as of September 30, 2022
25.00 % OF THE FISCAL YEAR HAS ELAPSED

Trust & Agency Funds YTD Revenue and Expenditure Comparison



Trust & Agency Funds MTD Revenue and Expenditure Comparison



City of Casper, Wyoming
Perpetual Care Fund Statement of Revenues and Expenditures
For Fiscal Year 2023 as of September 30, 2022
25.00 % OF THE FISCAL YEAR HAS ELAPSED

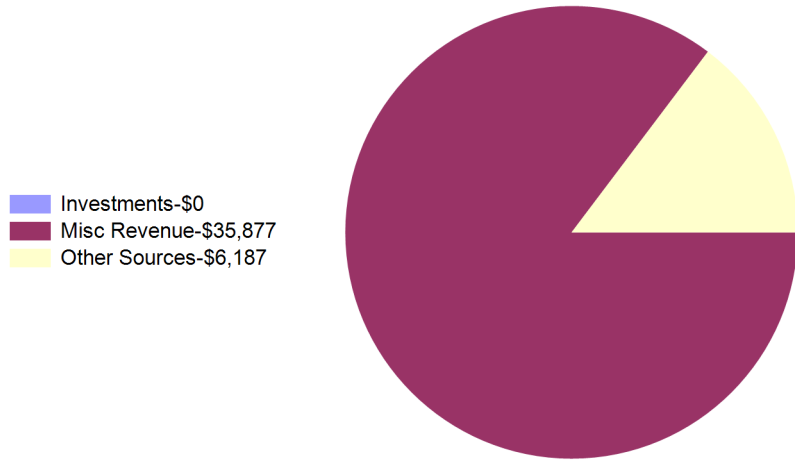
	Revised Budget	Current Year To Date	Current Year % of Budget
Revenues:			
Investments	\$ -	\$ -	
Misc Revenue	315,922	35,877	11.36%
Other Sources	24,747	6,187	25.00%
Total Revenues	\$ 340,669	\$ 42,064	12.35%
	Revised Budget	Current Year To Date	Current Year % of Budget
Expenditures:			
Contractual Services	\$ 22,014	\$ 4,159	18.89%
Transfers Out	308,722	69,680	22.57%
Total Expenditures	\$ 330,736	\$ 73,840	22.33%
Net Revenue (Shortfall)	\$ 9,933	\$ (31,776)	-9.98%

Perpetual Care Fund Summary of Cash and Investments

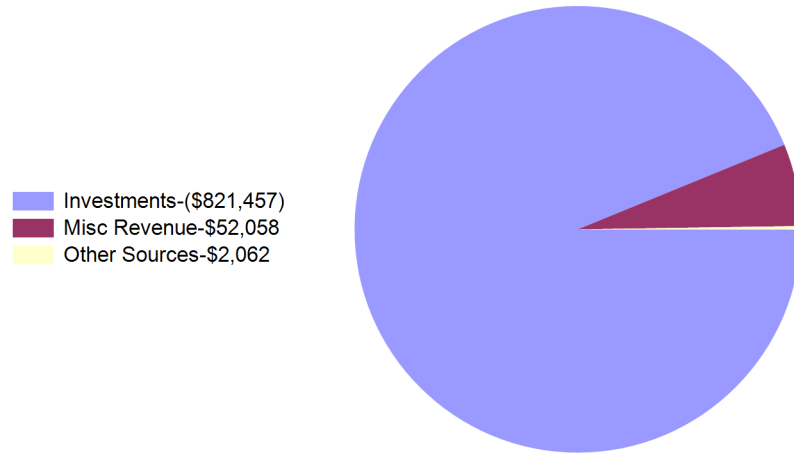
Cash	\$ 581,330
Investments	28,954,125
	<u>\$ 29,535,455</u>

City of Casper, Wyoming
Perpetual Care Fund Summary of Revenues and Expenditures
For Fiscal Year 2023 as of September 30, 2022
25.00 % OF THE FISCAL YEAR HAS ELAPSED

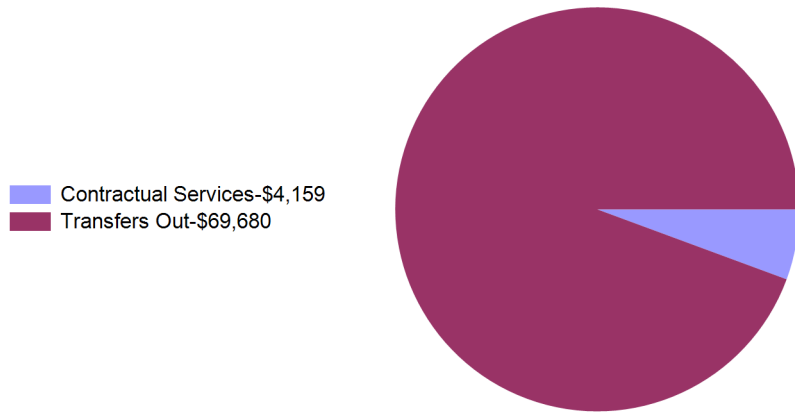
Year To Date Revenues
\$42,064



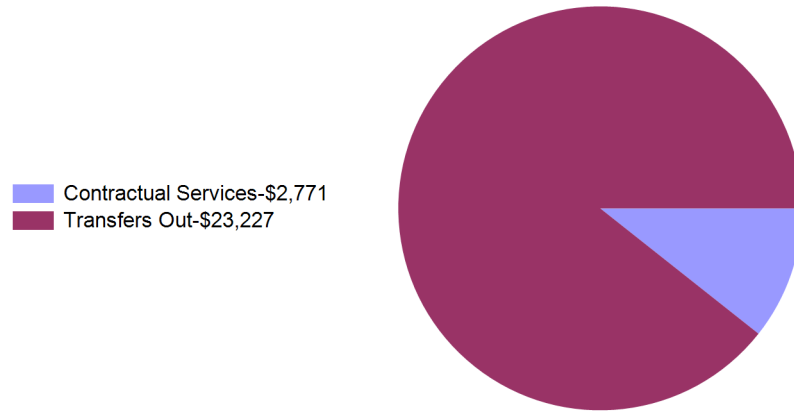
Month To Date Revenues
(\$767,337)



Year To Date Expenditures
\$73,840



Month To Date Expenditures
\$25,998



City of Casper, Wyoming
Metro Fund Statement of Revenues and Expenditures
For Fiscal Year 2023 as of September 30, 2022
25.00 % OF THE FISCAL YEAR HAS ELAPSED

	Revised Budget	Current Year To Date	Current Year % of Budget
Revenues:			
Investments	\$ -	\$ -	
Licences and Permits	5,000	550	11.00%
Intergovernmental	224,012	10,671	4.76%
Goods and Svcs Rev	31,000	9,108	29.38%
Misc Revenue	26,510	2,582	9.74%
Other Sources	1,189,781	-	0.00%
Total Revenues	\$ 1,476,303	\$ 22,912	1.55%

	Revised Budget	Current Year To Date	Current Year % of Budget
Expenditures:			
Personnel Services	\$ 959,535	\$ 181,901	18.96%
Materials & Supplies	171,278	20,748	12.11%
Contractual Services	111,157	35,875	32.27%
Capital Outlay	216,267	-	0.00%
Transfers Out	117,157	-	0.00%
Other Costs	56,061	9,068	16.18%
Utility Expense	16,500	3,205	19.42%
Total Expenditures	\$ 1,647,955	\$ 250,797	15.22%
Net Revenue (Shortfall)	\$ (171,652)	\$ (227,886)	-13.67%

Metro Fund Summary of Cash and Investments

Cash	\$ 201,017
Investments	540,670
	<u><u>\$ 741,687</u></u>

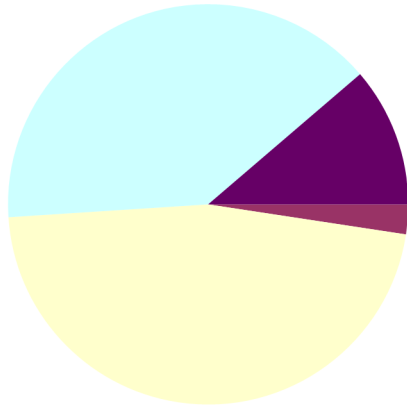
City of Casper, Wyoming

Metro Fund Summary of Revenues and Expenditures

For Fiscal Year 2023 as of September 30, 2022
25.00 % OF THE FISCAL YEAR HAS ELAPSED

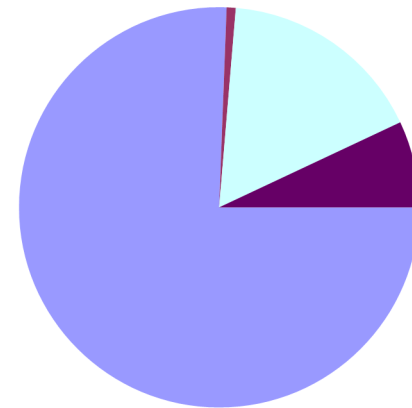
Year To Date Revenues
\$22,912

- Investments-\$0
- Licences and Permits-\$550
- Intergovernmental-\$10,671
- Goods and Svcs Rev-\$9,108
- Misc Revenue-\$2,582
- Other Sources-\$0



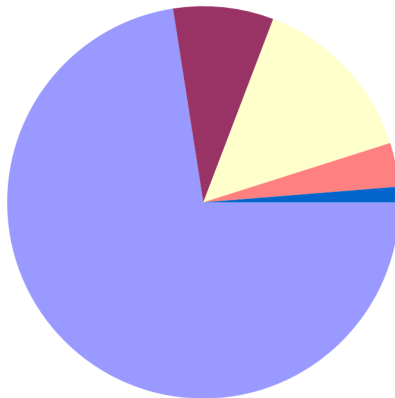
Month To Date Revenues
(\$10,460)

- Investments-(\$15,446)
- Licences and Permits-\$150
- Intergovernmental-\$0
- Goods and Svcs Rev-\$3,409
- Misc Revenue-\$1,427
- Other Sources-\$0



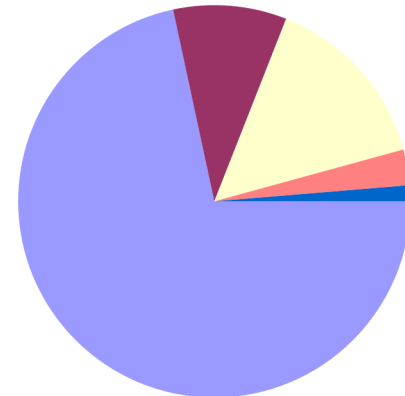
Year To Date Expenditures
\$250,797

- Personnel Services-\$181,901
- Materials & Supplies-\$20,748
- Contractual Services-\$35,875
- Capital Outlay-\$0
- Transfers Out-\$0
- Other Costs-\$9,068
- Utility Expense-\$3,205



Month To Date Expenditures
\$103,957

- Personnel Services-\$74,461
- Materials & Supplies-\$9,716
- Contractual Services-\$15,353
- Capital Outlay-\$0
- Transfers Out-\$0
- Other Costs-\$3,058
- Utility Expense-\$1,370



City of Casper, Wyoming
River Fund Statement of Revenues and Expenditures
For Fiscal Year 2023 as of September 30, 2022
25.00 % OF THE FISCAL YEAR HAS ELAPSED

	Revised Budget	Current Year To Date	Current Year % of Budget
Revenues:			
Intergovernmental	\$ 4,669,291	\$ -	0.00%
Misc Revenue	1,265,000	9,233	0.73%
Other Sources	1,379,762	336,191	24.37%
Total Revenues	\$ 7,314,053	\$ 345,423	4.72%
	Revised Budget	Current Year To Date	Current Year % of Budget
Expenditures:			
Personnel Services	\$ 10,000	\$ 1,549	15.49%
Materials & Supplies	14,660	2,028	13.83%
Contractual Services	8,000	10	0.12%
Capital Outlay	7,245,040	-	0.00%
Other Costs	850	-	0.00%
Total Expenditures	\$ 7,278,550	\$ 3,587	0.05%
Net Revenue (Shortfall)	\$ 35,503	\$ 341,837	4.67%

River Fund Summary of Cash and Investments

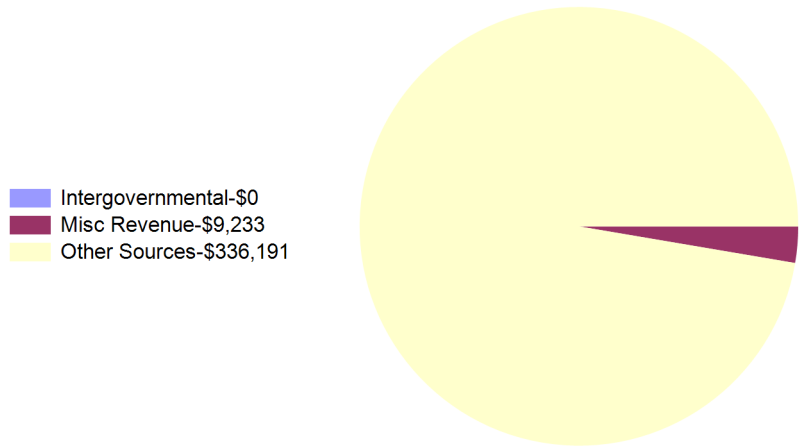
Cash	\$ 863,379
Investments	100,056
	<u>\$ 963,436</u>

City of Casper, Wyoming

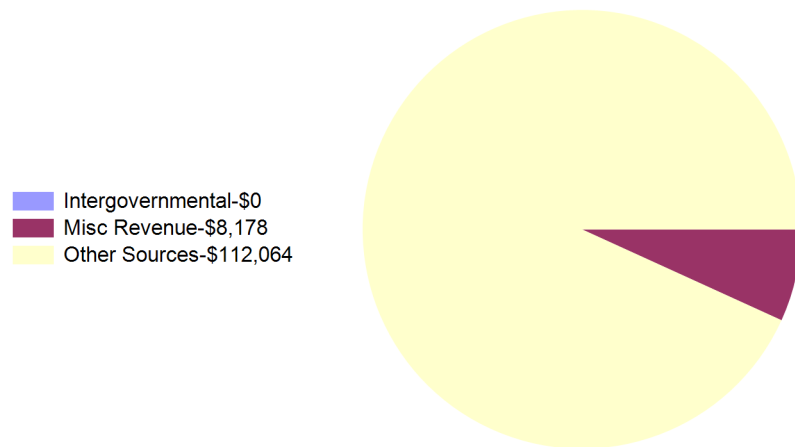
River Fund Summary of Revenues and Expenditures

For Fiscal Year 2023 as of September 30, 2022
25.00 % OF THE FISCAL YEAR HAS ELAPSED

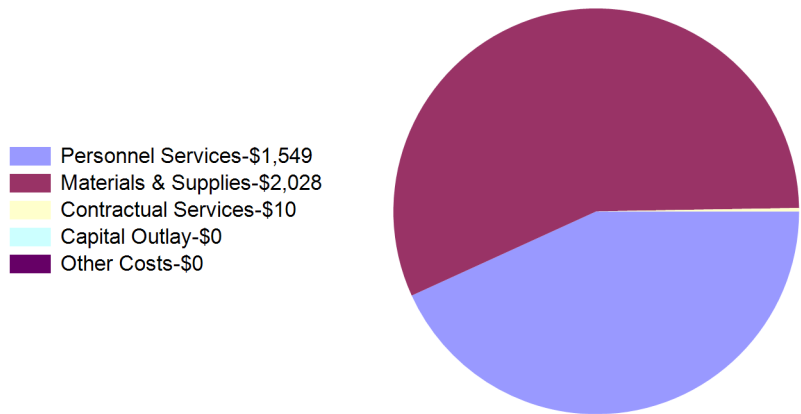
Year To Date Revenues
\$345,423



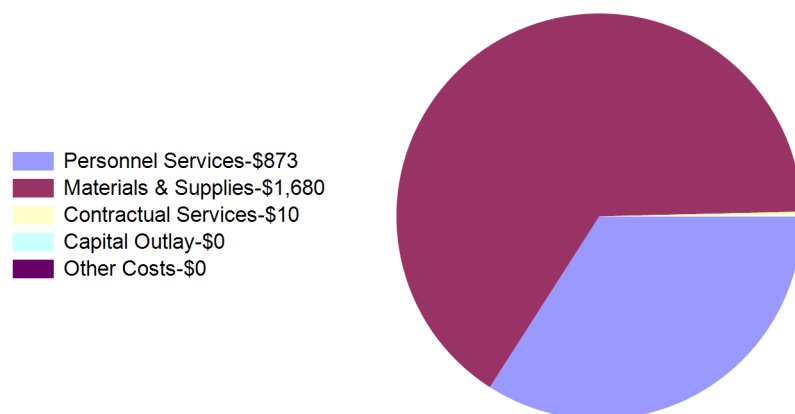
Month To Date Revenues
\$120,241



Year To Date Expenditures
\$3,587



Month To Date Expenditures
\$2,562



City of Casper, Wyoming
CARES Act Funding Statement of Revenues and Expenditures
 For Fiscal Year 2023 as of September 30, 2022
 25.00 % OF THE FISCAL YEAR HAS ELAPSED

	Revised Budget	Current Year To Date	Current Year % of Budget
Revenues:			
Investments	\$ -	\$ -	
Misc Revenue	-	14,195	
Total Revenues	\$ -	\$ 14,195	

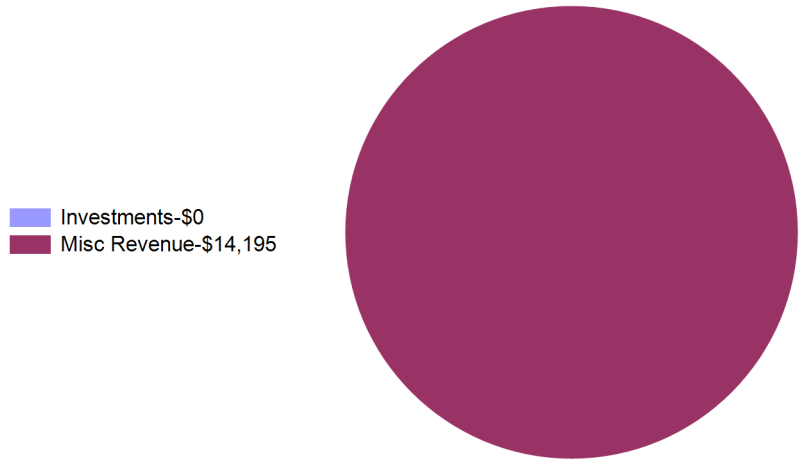
	Revised Budget	Current Year To Date	Current Year % of Budget
Expenditures:			
Personnel Services	\$ -	\$ -	
Materials & Supplies	3,250	-	0.00%
Contractual Services	-	1,770	
Total Expenditures	\$ 3,250	\$ 1,770	54.46%
Net Revenue (Shortfall)	\$ (3,250)	\$ 12,425	#Error

CARES Act Funding Summary of Cash and Investments

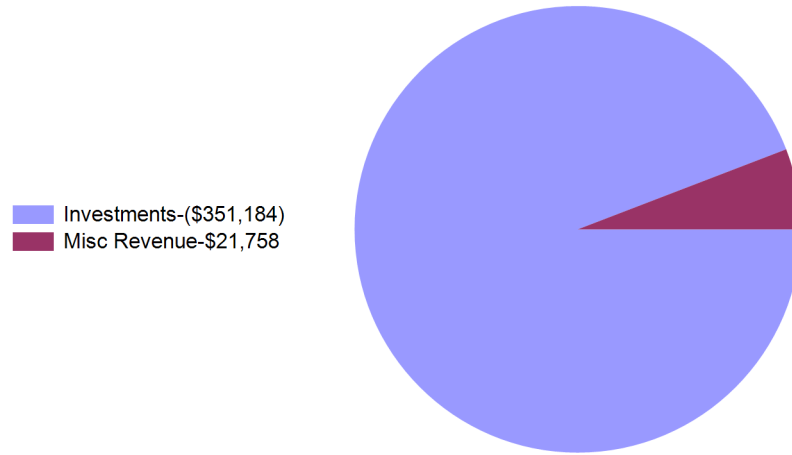
Cash	\$	50,101
Investments		12,242,707
	\$	<u>12,292,808</u>

City of Casper, Wyoming
CARES Act Funding Summary of Revenues and Expenditures
For Fiscal Year 2023 as of September 30, 2022
25.00 % OF THE FISCAL YEAR HAS ELAPSED

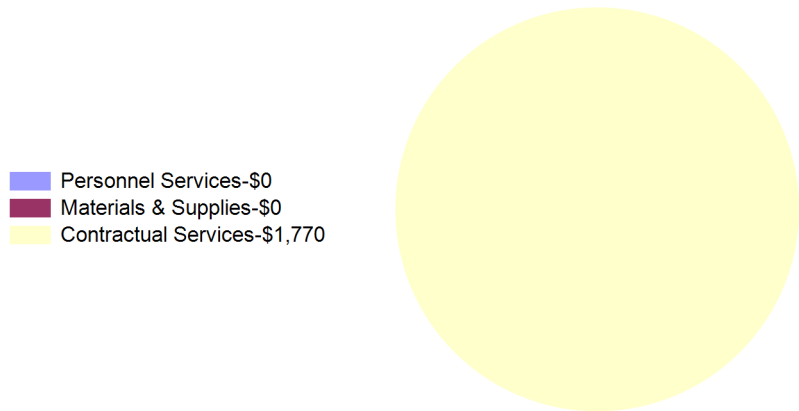
Year To Date Revenues
\$14,195



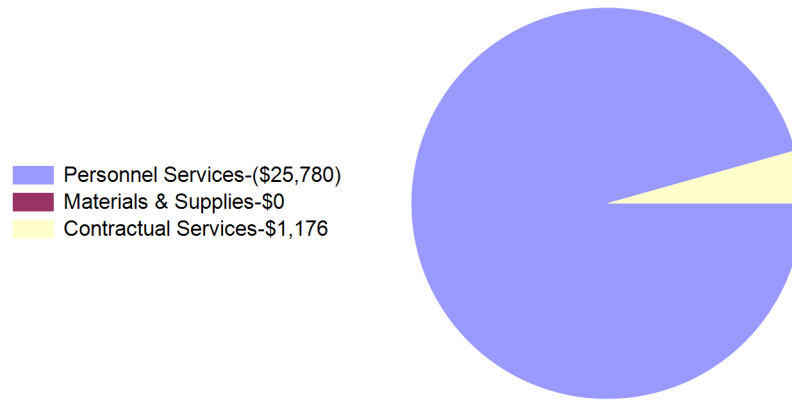
Month To Date Revenues
(\$329,426)



Year To Date Expenditures
\$1,770



Month To Date Expenditures
(\$24,604)



City of Casper, Wyoming
PSCC Fund Statement of Revenues and Expenditures
For Fiscal Year 2023 as of September 30, 2022
25.00 % OF THE FISCAL YEAR HAS ELAPSED

	Revised Budget	Current Year To Date	Current Year % of Budget
Revenues:			
Intergovernmental	\$ 602,030	\$ -	0.00%
Goods and Svcs Rev	178,332	-	0.00%
Misc Revenue	750,000	202,965	27.06%
Other Sources	1,403,069	-	0.00%
Total Revenues	\$ 2,933,431	\$ 202,965	6.92%

	Revised Budget	Current Year To Date	Current Year % of Budget
Expenditures:			
Personnel Services	\$ 1,837,358	\$ 437,034	23.79%
Materials & Supplies	43,058	2,686	6.24%
Contractual Services	638,191	276,680	43.35%
Capital Outlay	344,503	2,512	0.73%
Other Costs	85,481	24,244	28.36%
Utility Expense	150,000	25,042	16.69%
Total Expenditures	\$ 3,098,591	\$ 768,199	24.79%
Net Revenue (Shortfall)	\$ (165,160)	\$ (565,234)	-17.87%

PSCC Fund Summary of Cash and Investments

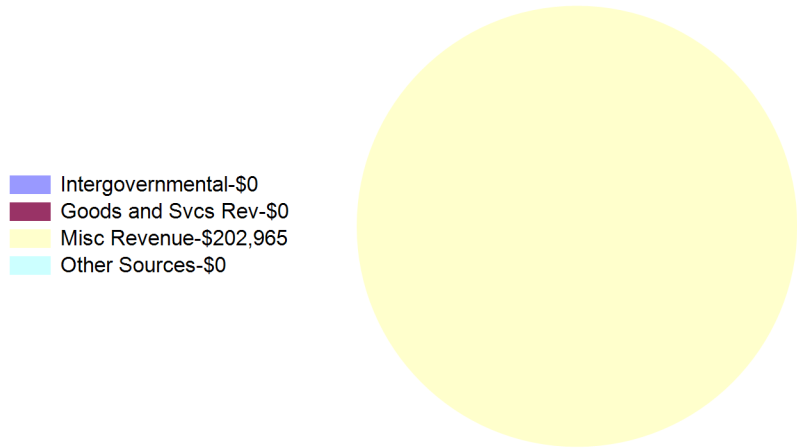
Cash	\$ 213,118
Investments	-
	<u>\$ 213,118</u>

City of Casper, Wyoming


PSCC Fund Summary of Revenues and Expenditures

For Fiscal Year 2023 as of September 30, 2022
25.00 % OF THE FISCAL YEAR HAS ELAPSED

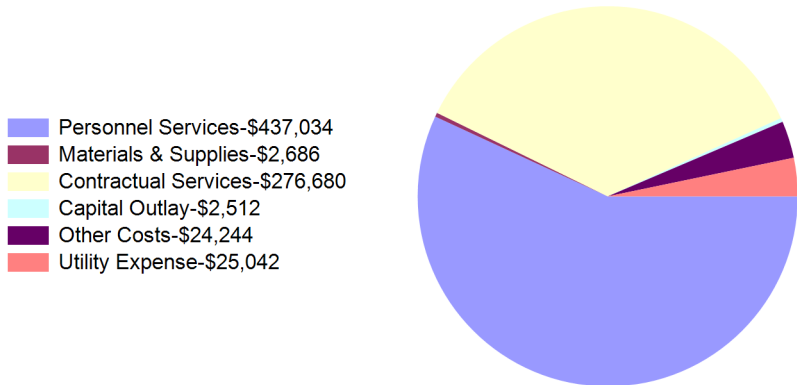
Year To Date Revenues
\$202,965



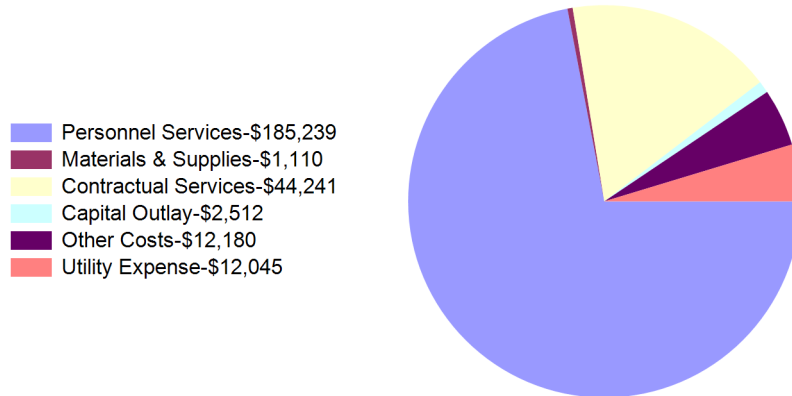
Month To Date Revenues
\$53,430



Year To Date Expenditures
\$768,199



Month To Date Expenditures
\$257,327



City of Casper, Wyoming
Health Insurance Fund Statement of Revenues and Expenditures
For Fiscal Year 2023 as of September 30, 2022
25.00 % OF THE FISCAL YEAR HAS ELAPSED

	Revised Budget	Current Year To Date	Current Year % of Budget
	<u> </u>	<u> </u>	<u> </u>
Revenues:			
Investments	\$ -	\$ -	
Misc Revenue	25,576	3,884	15.19%
Total Revenues	\$ 25,576	\$ 3,884	15.19%

	Revised Budget	Current Year To Date	Current Year % of Budget
	<u> </u>	<u> </u>	<u> </u>
Expenditures:			
Personnel Services	\$ 33,500	\$ -	0.00%
Materials & Supplies	6,700	414	6.18%
Contractual Services	361,824	47,609	13.16%
Other Costs	15,300	-	0.00%
Total Expenditures	\$ 417,324	\$ 48,023	11.51%
Net Revenue (Shortfall)	\$ (391,748)	\$ (44,139)	3.68%

Health Insurance Fund Summary of Cash and Investments

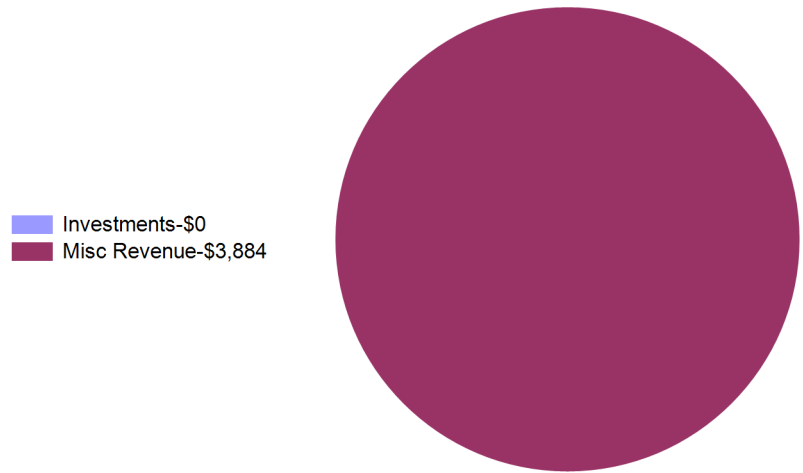
Cash	\$ 139,029
Investments	3,342,722
	<u>\$ 3,481,751</u>

City of Casper, Wyoming

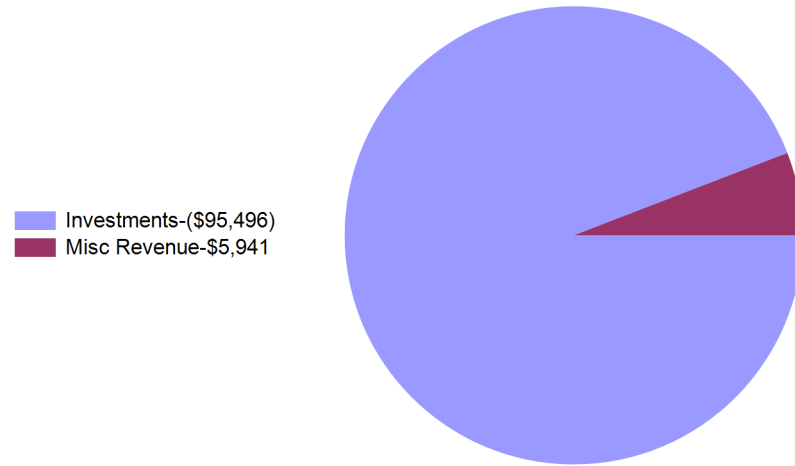
Health Insurance Fund Summary of Revenues and Expenditures

For Fiscal Year 2023 as of September 30, 2022
25.00 % OF THE FISCAL YEAR HAS ELAPSED


Year To Date Revenues
\$3,884



Month To Date Revenues
(\$89,556)



Year To Date Expenditures
\$48,023



Month To Date Expenditures
\$21,472

